

Northern
Ireland
Office

Statistics and Research Branch

**Digest of
Information on the
Northern Ireland
Criminal Justice
System
10**



Northern
Ireland
Office

Statistics and Research Branch

**Digest of
Information on the
Northern Ireland
Criminal Justice
System
10**

April 2010

This is a National Statistics publication.

National Statistics are produced to high professional standards set out in the National Statistics Code of Practice. They are produced free from any political interference and undergo regular quality assurance reviews to ensure that they meet customer needs.

Information relating to recorded crime, the crime victimisation and perceptions of crime elements of the Northern Ireland Crime Survey, and prison population data are all deemed National Statistics. Other statistics included in this publication do not currently fall under the banner of National Statistics. They have nevertheless been published in this volume in the interests of continuity and statistical integration, and in order to meet users' needs for easy access to the full range of available statistics.

Produced by Statistics and Research Branch of the Northern Ireland Office
For further information write to:

**Statistics and Research Branch,
Criminal Justice Policy Division,
Massey House,
Stoney Road,
Belfast BT4 3SX**

Telephone: 028 9052 7157 Fax: 028 9052 7532

Email: statistics.nio@nics.gov.uk

This publication is also available on the Internet at:
www.nio.gov.uk

For general enquiries about National Statistics, contact the National Statistics Public Enquiry Service at:
Room 1.015, Office for National Statistics, Cardiff Road,
Newport NP10 8XG

Tel: 0845 6013034
minicom: 01633 812399
E-mail: info@statistics.gov.uk
Fax: 01633 652747

Internet: www.statistics.gov.uk

First published 2010

© Crown Copyright 2010 ISBN 1-903-68635-0

FOREWORD

This is the tenth edition of the Digest of Information on the Northern Ireland Criminal Justice System. As with previous editions, its aim is to present, in a user-friendly way, a comprehensive picture of key developments and key statistics relating to crime and justice in Northern Ireland. The Digest draws on information from a variety of sources, including government departments, statutory agencies and non-statutory organisations.

In presenting statistics throughout this report, it has not been possible to adopt a standard time period for reporting purposes. This is due to variation in the accounting periods adopted across the system for the purposes of reporting statistics – some organisations report on a financial year basis, others report on a calendar year basis. The majority of the statistics presented, however, refer to either the 2008/09 financial year or the 2009 calendar year.

Historically the Digest has been published on a biennial basis. In the interests, however, of providing more timely information, the Digest is now updated on a bi-annual basis. Thus updated editions of the Digest are available in the Spring (April) and the Autumn (October) of each year. The Spring edition incorporates updates of those sections normally reported on a calendar year basis and the Autumn edition incorporates updates of those sections normally reported on a financial year basis.

Improving the availability and dissemination of criminal justice data is an important aim of the Northern Ireland Office. The Digest is but one of a series of publications produced to achieve this aim. A list of publications produced by the Statistics and Research Branch of the Northern Ireland Office is provided in Appendix C. These are available for downloading from the Northern Ireland Office web site (www.nio.gov.uk).

Further information on this Digest can be obtained from:

**Statistics and Research Branch
Northern Ireland Office
Massey House
Stoney Road
Belfast
BT4 3SX**

	Page
Chapter 1: <u>Overview</u>	
Introduction	2
Summary of Key Statistics	3
Chapter 2: <u>Crime</u>	
Crimes Recorded by the Police: Historical Trends.....	8
Crimes Recorded by the Police: Types of Crime	9
Crimes Recorded by the Police: Recent Changes, 2007/08 to 2008/09	10
Crime Reporting Rates in Northern Ireland: Northern Ireland Crime Survey.....	11
Crimes Cleared by the Police	12
Security Situation Incidents – Deaths and Injuries.....	14
Security Situation Incidents – Paramilitary-Style Attacks.....	15
Chapter 3: <u>Perceptions and Experience of Crime and Anti-Social Behaviour</u>	
Victimisation and Incidence Rates.....	18
Characteristics of Victims: Violent Crime	19
Characteristics of Victims: Burglary, Vehicle-Related Theft and Vandalism	20
Domestic Violence: Police and Court Statistics	22
Domestic Violence: Northern Ireland Crime Survey, 2007-08	23
Hate Incidents and Crimes	24
Perceptions of Crime and Personal Safety	25
Perceptions of Crime Levels and Anti-Social Behaviour in the Local Area.....	27
Experience of Drug Misuse in Northern Ireland.....	28
Views on Organised Crime in Northern Ireland	29
Chapter 4: <u>Support for Victims</u>	
Victim Support Northern Ireland	32
Compensation for Criminal Injuries.....	33
Compensation for Criminal Damage.....	34
Other Examples of Services for Victims of Crime to which NIO Contributes Funding	35
Chapter 5: <u>Arrests and Cautions</u>	
Arrests under the Police and Criminal Evidence (NI) Order 1989.....	40
Arrests under the Prevention of Terrorism (Temporary Provisions) Act (PTA), the Northern Ireland (Emergency Provisions) Act (EPA) and the Terrorism Act 2000.....	43
Cautions	44
Juvenile Cautions	45

	Page
Chapter 6: <u>Prosecutions</u>	
The Public Prosecution Service for Northern Ireland.....	48
Diversionary Youth Conferences.....	49
Prosecutions: All courts.....	50
Prosecutions: Magistrates' courts.....	51
Prosecutions: The Crown Court	52
Use of Bail	53
Criminal Justice Processing Times	53
Waiting Times.....	53
Chapter 7: <u>Offenders</u>	
Convictions and Conviction rates.....	56
All Offenders	57
Juvenile Offenders.....	58
Other Types of Offending: Fixed Penalty Notices	59
Other Types of Offending: Non-Police Prosecutions	60
Reoffending Behaviour.....	61
Offender Programmes - Probation Board for Northern Ireland: Initiatives and Partnerships	62
Public Protection Arrangements in Northern Ireland	63
Voluntary Bodies Dealing with Offenders	65
Chapter 8: <u>Sentencing</u>	
The Sentencing Process in Northern Ireland	68
All Court Sentencing: Gender	69
All Court Sentencing: Adults and Juveniles	70
Magistrates' Courts Sentencing.....	71
Magistrates' Courts Sentencing: Immediate Custody by Sentence Length.....	72
Crown Court Sentencing	73
Crown Court Sentencing: Immediate Custody by Sentence Length	74
Disposals for Violent Offences at all Courts by Gender.....	75
Disposals for Acquisitive Offences at all Courts by Gender.....	76
Disposals for Sexual Offences at all Courts	77
Disposals for Drug Offences at all Courts.....	78

	Page
Chapter 9: <u>Sentencing Trends</u>	
Immediate Custodial Sentencing	80
Immediate Custodial Sentencing by Offence Type.....	81
Hydebank Wood Young Offenders Centre	82
Suspended Custodial Sentences.....	83
Community Sentences.....	84
Attendance Centre Orders.....	85
Fines	86
Other Disposals.....	87
Chapter 10: <u>Appeals</u>	
The Court of Appeal: Types of Appeal	90
The Court of Appeal: Grounds of Appeal	91
The Court of Appeal: Outcome of Criminal Appeals	92
Appeals from Magistrates' Courts to the County Court	94
Outcome of Appeals from Magistrates' Courts to the County Court.....	95
Chapter 11: <u>Custody</u>	
Introduction	98
Average Prison Population	98
Average Prison Population by Prison Establishment	99
Types of Prisoner.....	100
Prisoners Sentenced to Immediate Custody.....	102
Sexual Offenders.....	103
Fine Default	104
Imprisonment in Northern Ireland and Other Countries.....	105
Life Sentence Prisoners Released.....	106
Prison Population Projections, 2005 – 2009.....	107
Juvenile Justice Centre	108
Admissions into the Juvenile Justice Centre	108
Average Juvenile Justice Centre Population	109
Chapter 12: <u>Confidence in Policing and the Criminal Justice System</u>	
Confidence in the Police and Police Accountability Arrangements.....	112
Confidence in Community Engagement by the Local Police and Partnership Agencies	113
Confidence in the Fairness of the Criminal Justice System	114
Confidence in the Effectiveness of the Criminal Justice System.....	115

	Page
Chapter 13: <u>Human Resources</u>	
Police Service of Northern Ireland.....	118
Northern Ireland Policing Board	119
Northern Ireland Office	120
Northern Ireland Prison Service.....	121
Compensation Agency	121
Forensic Science Northern Ireland	122
Youth Justice Agency.....	122
Public Prosecution Service for Northern Ireland.....	123
Crown Solicitor’s Office.....	123
Probation Board for Northern Ireland.....	123
Northern Ireland Court Service	124
Judicial Office	124
Legal Representation.....	124
Chapter 14: <u>Expenditure</u>	
Northern Ireland Expenditure.....	126
Breakdown of Northern Ireland Office Expenditure.....	127
Prison Service Expenditure: Average Cost per Prisoner	128
Legal Aid Expenditure	129
References	132
Appendix A: Glossary.....	136
Appendix B: Sources of Information on the Northern Ireland Criminal Justice System	144
Appendix C: Other Publications	152

Chapter 1

Overview

Introduction

Chapter 2: Crime

Chapter 3: Perceptions and Experience of Crime and Anti-social Behaviour

Chapter 4: Support for Victims

Chapter 5: Arrests and Cautions

Chapter 6: Prosecutions

Chapter 7: Offenders

Chapter 8: Sentencing

Chapter 9: Sentencing Trends

Chapter 10: Appeals

Chapter 11: Custody

Chapter 12: Confidence in Policing and the Criminal Justice System

Chapter 13: Human Resources

Chapter 14: Expenditure



Introduction

- ◆ This chapter provides a summary of some of the key statistics detailed in the body of the Digest, and by doing so also provides, at a glance, a statistical overview of some of the major areas of interest in the criminal justice field.
- ◆ The majority of the information contained in this Digest is already publicly available; however it is included in a variety of publications from a wide range of sources. One of the main purposes of the Digest series is to provide a readily accessible picture of the full span of criminal justice activity and to do this in as non-technical a way as possible.
- ◆ This is a National Statistics publication. Information relating to recorded crime, the crime victimisation and fear of crime elements of the Northern Ireland Crime Survey, and prison population data are all deemed National Statistics. The remaining data either do not currently fall under the banner of National Statistics or do not meet all of the high professional standards set out in the National Statistics Code of Practice. Nevertheless they have been published in this National Statistics volume alongside other statistics in the interests of continuity and statistical integration, and in order to meet users' need for easy access to the full range of available statistics.
- ◆ The Digest should be of interest not only to those within the criminal justice system but also to teachers, students, researchers, the media, and the general public who ultimately fund the process. Its publication is an indication of the Government's continuing commitment to improve and develop the range of published information about the criminal justice system in Northern Ireland.
- ◆ Unless otherwise specified all text, figures and tables refer to Northern Ireland. Where percentages are used, figures may not sum to 100 due to rounding.

Summary of Key Statistics

Chapter 2: Crime

- ◆ In 2007/08 the level of recorded crime fell to 108,468, the lowest level of recorded crime in Northern Ireland since the Home Office introduced revised counting rules in 1998/99, before rising again in 2008/09 to 110,094.
- ◆ When 2008/09 recorded crime rates per 100,000 population are calculated for each jurisdiction, it is apparent that the rates in England and Wales are higher than those in Northern Ireland for overall crime (8,640 v 6,202), property crime (6,161 v 3,985) and violent crime (1,902 v 1,842).
- ◆ Under half (46%) of the crimes measured by the 2008/09 Northern Ireland Crime Survey (NICS), that are comparable with recorded crime categories, were reported to the police. This compares with 41% measured by the 2008/09 British Crime Survey (BCS) in England and Wales.
- ◆ The most common reason cited by NICS 2008/09 respondents for not reporting a crime to the police was 'the police could not have done anything' (51%), followed by 'police would not have been bothered / interested' (33%).
- ◆ In 2008/09, 25,281 offences were cleared by the police, of which 25,273 were 'sanction' clearances (charge, summons, caution or taken into consideration). This resulted in a sanction clearance rate of 23%, compared with 20% in 2007/08.

Chapter 3: Perceptions and Experience of Crime and Anti-Social Behaviour

- ◆ Findings from NICS 2008/09 reveal that 13.4% of all households and their adult occupants were victims of at least one crime during the 12 months prior to interview, compared with 23.4% in England and Wales (BCS 2008/09).
- ◆ Examples of NICS 2008/09 prevalence rates include burglary (1.3%), vandalism (4.8%), vehicle-related theft (2.4%) and common assault (1.8%).
- ◆ The most likely victims of violent crime identified through NICS 2008/09 included: young men aged 16-24 (10.8%); single people (6.3%); single parents (6.2%); those living in private rented accommodation (6.0%); and those living in areas of high anti-social behaviour (5.2%).
- ◆ In 2008/09, most victims of violence against the person (60%) and robbery offences (68%) recorded by the police were male. In contrast, most victims of recorded sexual offences (86%) were female.
- ◆ During 2008/09, the police attended a total of 23,591 domestic violence incidents and a total of 9,211 domestic crimes were recorded.
- ◆ A total of 771 racial and 134 homophobic crimes were recorded during 2008/09. The equivalent figures for 2007/08 were lower at 757 and 114 respectively.
- ◆ Despite a lower prevalence of crime in Northern Ireland, respondents to NICS 2008/09 displayed higher levels of worry about each of the crime types examined than their counterparts in England and Wales (BCS 2008/09): violent crime (18% v 14%); burglary (15% v 11%) and car crime (14% v 12%).
- ◆ The two anti-social behaviour (ASB) types most likely to be perceived by NICS 2008/09 respondents as problems in the local area were 'rubbish or litter lying around' (28%) and 'teenagers hanging around on streets' (26%).
- ◆ When asked to select the type of ASB that caused the single biggest problem in the local area, the most common response, cited by almost a third (31%) of NICS 2008/09 participants, was 'people being drunk or rowdy in public places'.

Chapter 4: Support for Victims

- ◆ During 2008/09 Victim Support Northern Ireland received 27,342 referrals. They assisted 2,109 claimants for criminal injuries compensation and provided support for 5,376 victims and witnesses at court.
- ◆ The number of awards made for criminal injuries fell by 25%, from 2,132 in 2007/08 to 1,596 in 2008/09. Over this same period, the number of awards made for criminal damage decreased by 30%, down from 366 in 2007/08 to 256 in 2008/09.
- ◆ The average amount of compensation received by victims of criminal injury in 2008/09 was £11,394; the average amount of compensation received by victims of criminal damage in the same year was £32,143.

Chapter 5: Arrests and Cautions

- ◆ In 2008/09, a total of 27,095 arrests were made under the Police and Criminal Evidence Order (PACE). Approximately three fifths of those arrested (61%) asked for others (solicitor, friend, relative or other person) to be informed of their detention.
- ◆ In 2008, there were 150 persons detained under section 41 of the Terrorism Act, a slight rise from 145 in 2007.
- ◆ In 2008/09, 4,517 notifiable offences were cleared by the use of a caution, a small increase from 2007/08 (4,325).

Chapter 6: Prosecutions

- ◆ In 2008/09 a total of 1,234 youth conference plans, including diversionary and court ordered, were approved.
- ◆ In 2006, 31,374 persons were proceeded against at the criminal courts in Northern Ireland, a 2% increase on 2005 (30,609).
- ◆ In 2006, the number of defendants proceeded against at magistrates' courts was 29,749, 84% (25,028) of whom were found guilty.
- ◆ 1,625 defendants were proceeded against at the Crown Court in 2006, 82% (1,335) of whom were found guilty.
- ◆ In 2008 the average Crown Court waiting time between committal to start of trial was 134 days and between conviction to disposal was 48 days.

Chapter 7: Offenders

- ◆ Males accounted for the vast majority (87%) of those found guilty at all courts in 2006.
- ◆ In 2006, the rate of conviction per 10,000 population was highest for males aged 19 years and for females aged 24 years.
- ◆ In 2006, 1,273 juveniles were found guilty, 62% (785) of whom were sentenced for indictable offences.

Chapter 8: Sentencing

- ◆ The fine is the most common disposal given in Northern Ireland. Out of 26,363 persons sentenced in 2006, 66% (17,362) of offenders were fined. Equal proportions of males and females (both 66%) were given this disposal.
- ◆ In 2006, males (9%) were three times more likely than females (3%) to be given immediate custody.
- ◆ At magistrates' courts a fine was the most common disposal, 17,311 (69%) imposed in 2006.
- ◆ At the Crown Court, 58% (773) of those sentenced in 2006 received an immediate custodial sentence.
- ◆ In 2006, the average immediate custodial sentence length given to those found guilty of any offence at magistrates' courts was 4 months; the average immediate custodial sentence length at the Crown Court (excluding life sentences) was just under 31 months.

Chapter 9: Sentencing Trends

- ◆ There was a general downward trend in the number of offenders sentenced to immediate custody with the number falling from 2,168 in 1996 to 1,778 in 2001. In 2004, the number sentenced to immediate custody, 2,252, was at its highest in the documented ten year period. The number sentenced fell in 2005 to 2,111, before rising to 2,204 in 2006.
- ◆ After a decline in the numbers sentenced to the young offenders centre from 549 in 1996 to 223 in 2000, the number sentenced then increased to reach 503 in 2004, before falling to 404 in 2006.
- ◆ Those given suspended prison and young offenders centre sentences accounted for 9% of all court disposals in 2006. The total for 2006, 2,336, was an increase of 3% on the 2005 total of 2,264.
- ◆ At the end of December 2008, PBNI were supervising a total of 4,198 orders, an increase of 6% compared with the previous year.
- ◆ The average fine imposed as a main penalty in 2006 was £173.

Chapter 10: Appeals

- ◆ Seventy-eight appeals were lodged in the Court of Appeal in 2008, compared with 47 in 2007.
- ◆ Almost three-quarters of appeals lodged in 2008 (72%) were against sentence compared with 57% in 2007.
- ◆ In 2008, 47% of appeals resulted in the sentence being varied; a similar proportion (46%) resulted in the original decision being confirmed (either dismissed or abandoned). The least common outcome was quashed convictions (7%).

Chapter 11: Custody

- ◆ The total average prison population in Northern Ireland increased by almost 2%, from an average of 1,466 in 2007 to an average of 1,490 in 2008. This was the seventh consecutive annual average increase.
- ◆ The total number of receptions into prison also increased by 2%, from 6,061 in 2007 to 6,185 in 2008.
- ◆ HMP Maghaberry has the largest prison population in Northern Ireland, having an average population of 816 (and accounting for 55% of all prisoners) in 2008.

- ◆ In 2008, 68% of prisoners sentenced to immediate custody were serving sentences for violent offences (violence against the person, sexual offences, robbery). Seventeen per cent of the immediate custody population were serving life sentences.
- ◆ The total numbers admitted into the Juvenile Justice Centre increased from 254 in 2008 to 340 in 2009. The average population in the Juvenile Justice Centre was 27 in 2009.

Chapter 12: Confidence in Policing and the Criminal Justice System

- ◆ Following a statistically significant increase in the level of public confidence in the police and police accountability arrangements (based on a seven-strand composite measure) between NICS 2003/04 (73%) and 2007/08 (79%), confidence remained unchanged during 2008/09 (79%).
- ◆ Findings from NICS 2008/09 indicate that, at 41%, overall confidence in community engagement is lower than the equivalent rate in England and Wales (47%; BCS 2008/09). While similar proportions agreed that the local police and other agencies seek peoples views about the ASB and crime issues that matter (44%; NICS 2008/09 v 45%; BCS 2008/09), people in England and Wales were more likely than those in Northern Ireland to agree that the local police and other agencies are dealing with the issues that matter (49% v 38%).
- ◆ NICS 2008/09 respondents were more likely to think the criminal justice system as a whole is fair (59%) than effective (37%). These proportions are on a par with those observed in England and Wales (59% and 38% respectively; BCS 2008/09).

Chapter 13: Human Resources

- ◆ In March 2009, there were 8,399 police officers – 7,309 regular officers, 384 full-time reserve officers and 706 part-time reserve officers.
- ◆ At April 2009, the NIO (including executive agencies, the Public Prosecution Service and the Crown Solicitor's Office) employed 4,346 staff, 55% of whom worked for the Prison Service.
- ◆ In 2008/09, the Northern Ireland Court Service employed 828 staff.
- ◆ The permanent judicial complement in Northern Ireland at 31 March 2009 was 69.
- ◆ Legal representation in Northern Ireland at the end of 2008 consisted of 584 barristers and 2,487 solicitors holding practising certificates.

Chapter 14: Expenditure

- ◆ In 2008/09, the net cash requirement for Northern Ireland, including estimated expenditure of the NIO, was £13.8 billion. The estimated expenditure of NIO was £1.34 billion.
- ◆ In 2008/09, of the NIO's estimated expenditure of £1.34 billion, £913.7 million was allocated to the Police Service of Northern Ireland and £155.4 million was allocated to the NIO Core.
- ◆ The average cost per prisoner place in 2008/09 was £81,340.

Chapter 2

Crime

Crimes Recorded by the Police: Historical Trends

Crimes Recorded by the Police: Types of Crime

Crimes Recorded by the Police: Recent Changes 2007/08 to 2008/09

Crime Reporting Rates in Northern Ireland: Northern Ireland Crime Survey

Crimes Cleared by the Police

Security Situation Incidents – Deaths and Injuries

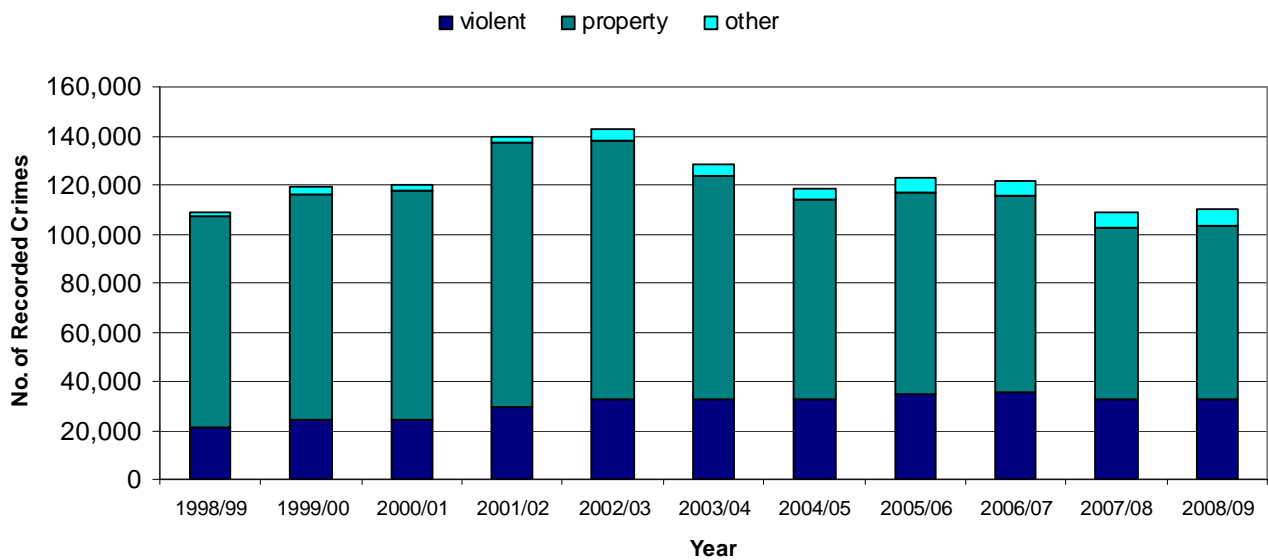
Security Situation Incidents – Paramilitary-Style Attacks



Crimes Recorded by the Police: Historical Trends

- ◆ New Home Office counting rules came into effect in April 1998 and the police now record crimes that were not previously part of official figures. For the first time, minor offences such as low value criminal damage and common assaults were recorded. Figures prior to April 1998 are not directly comparable.
- ◆ Between 1998/99 and 2002/03, recorded crime levels in Northern Ireland increased by 31%, from 109,053 to 142,496, much of this relate to the introduction of a new National Crime Recording Standard in 2001/02. By 2007/08 the level of recorded crime had fallen by 24%, to 108,468, the lowest level of recorded crime in Northern Ireland since the new counting rules were introduced, before rising again to 110,094 in 2008/09 (Figure 2.1).
- ◆ The recorded crime rate per 100,000 population has risen from 6,166 in 2007/08 to 6,202 in 2008/09.

Figure 2.1: Crimes recorded by the police in Northern Ireland; 1998/99-2008/09

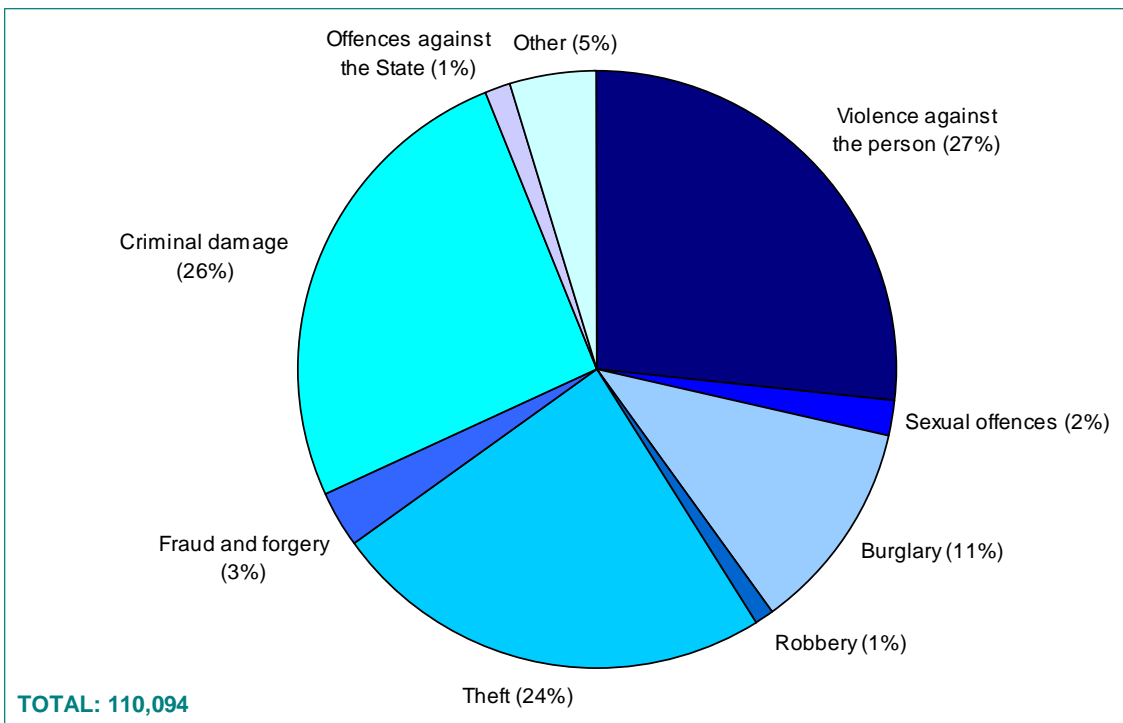


Sources: 'Crime in Ireland 1945-1995', Brewer *et al.*, 1997; Reports of the Chief Constable 1970-2004/05; PSNI Statistical Reports 2005/06-2008/09

Crimes Recorded by the Police: Types of Crime

- ◆ In 2008/09, of the 110,094 notifiable offences recorded by the police, 64% (70,725) involved property (burglary, theft, criminal damage and fraud and forgery), while 30% (32,694) were classed as violent (violence against the person, sexual and robbery offences; Figure 2.2). Vehicle crime (theft from vehicles, theft or unauthorised taking of vehicles and vehicle tampering/interference) accounted for 30% of all theft offences and 7% of all recorded crime.
- ◆ In 2008/09, the proportion of all recorded crime involving property in England and Wales (71%) was higher than that in Northern Ireland (64%). In contrast, violent crime, as a proportion of all crime, was higher in Northern Ireland (30%) than the equivalent figure in England and Wales (19%).
- ◆ When 2008/09 recorded crime rates per 100,000 population are calculated for each jurisdiction, it is apparent that the rates in England and Wales are higher than those in Northern Ireland for overall crime (8,640 v 6,202), property crime (6,161 v 3,985) and violent crime (1,902 v 1,842).

Figure 2.2: Types of crime recorded by the police by class; 2008/09

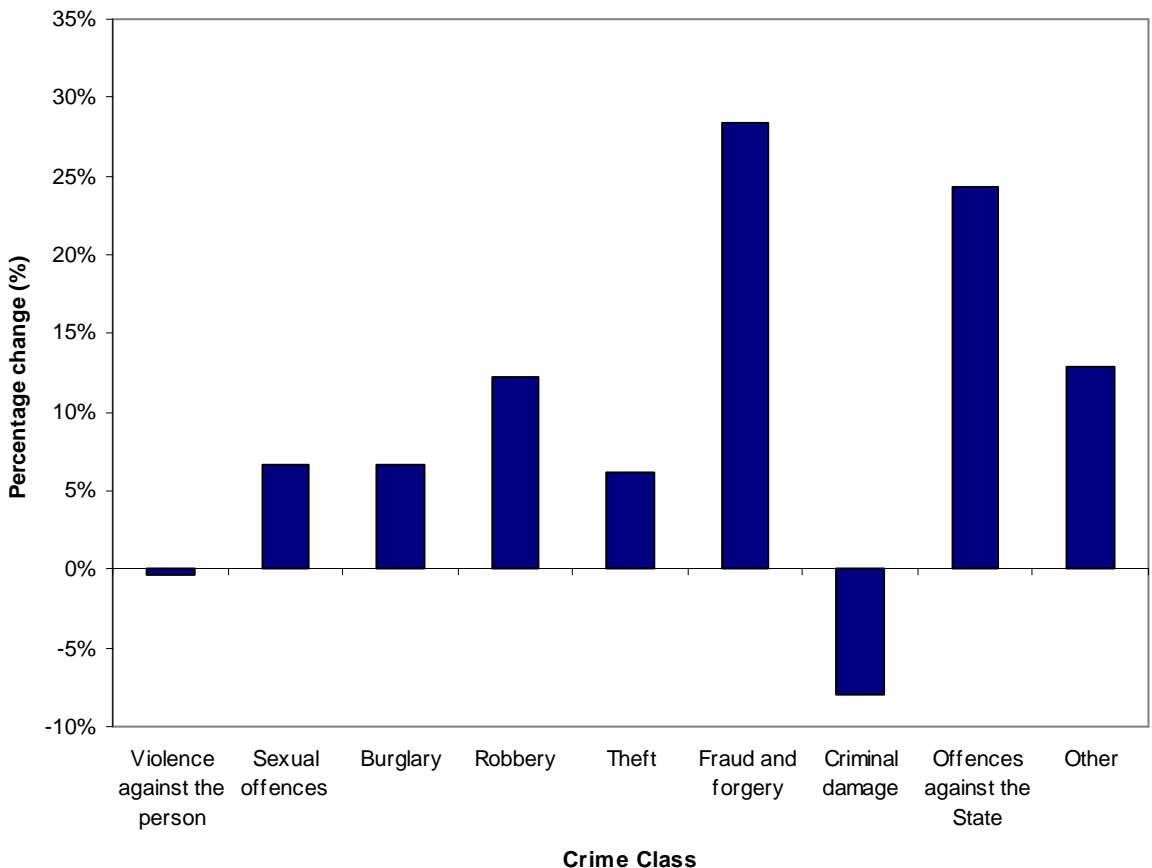


Sources: PSNI Statistical Report 2007/08; PSNI recorded crime 2008/09; Crime in England and Wales 2008/09, Home Office Statistical Bulletin 11/09

Crimes Recorded by the Police: Recent Changes, 2007/08 to 2008/09

- ◆ Between 2007/08 and 2008/09, the number of notifiable offences recorded by the police increased in seven of the nine offence classes.
- ◆ The greatest percentage increase occurred in the recorded number of ‘fraud and forgery’ offences, which rose by over a quarter (28%). Increases were also evident in: offences against the state (24%); ‘other notifiable’ offences (13%); robbery (12%); sexual offences (7%); burglary (7%); and theft (6%).
- ◆ In contrast, the number of criminal damage offences decreased by 8%, while offences of violence against the person fell by 0.4% (Figure 2.3).
- ◆ In numerical terms, the greatest decrease (2,474) occurred in criminal damage offences, from 30,895 to 28,421. The fall in the number of criminal damage/malicious damage offences contributed most to this decrease with 2,261 fewer offences recorded during 2008/09.
- ◆ Theft offences displayed the largest numerical increase (1,508) from 24,733 to 26,241. Within this class, the largest increases were in ‘other’ thefts, which rose by 958 (11%) and shoplifting, which rose by 957 (18%).

Figure 2.3: Percentage change in recorded crime by offence class; 2007/08 – 2008/09



Sources: PSNI Statistical Report 2008/09

Crime Reporting Rates in Northern Ireland: Northern Ireland Crime Survey

- ◆ The Northern Ireland Crime Survey (NICS) is a representative, continuous personal interview survey of the experiences and perceptions of crime of around 4,000 adults living in private households throughout Northern Ireland and closely mirrors the British Crime Survey (BCS), the equivalent survey for England and Wales.
- ◆ Under half (46%) of all NICS 2008/09 crimes that are broadly comparable with recorded crime categories were reported to the police. This compares with 41% in England and Wales (BCS 2008/09).
- ◆ Findings from NICS 2008/09 indicate that burglary (68%) displayed the highest reporting rate, reflecting the seriousness of the incidents and the associated likelihood of insurance claims. Incidents of other household theft (26%) and common assault (37%) were among the crime types least likely to be reported to the police (Figure 2.4).
- ◆ The most common reason for not reporting a crime, cited by 51% of NICS 2008/09 victims, was 'police could not have done anything'. Other main reasons given were: 'police would not have been bothered / interested' (33%); 'too trivial / no loss occurred' (24%); and 'dealt with the matter ourselves' (14%; Figure 2.5).

Figure 2.4: Proportions of crimes reported to the police by crime type; NICS 2008/09^{1,2}

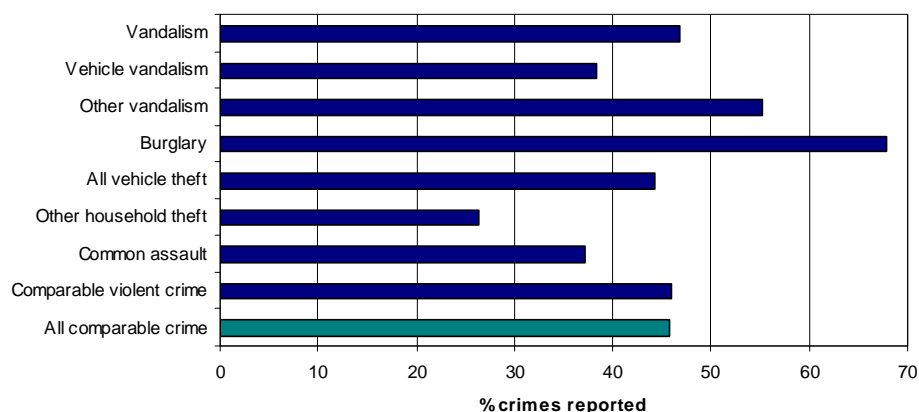
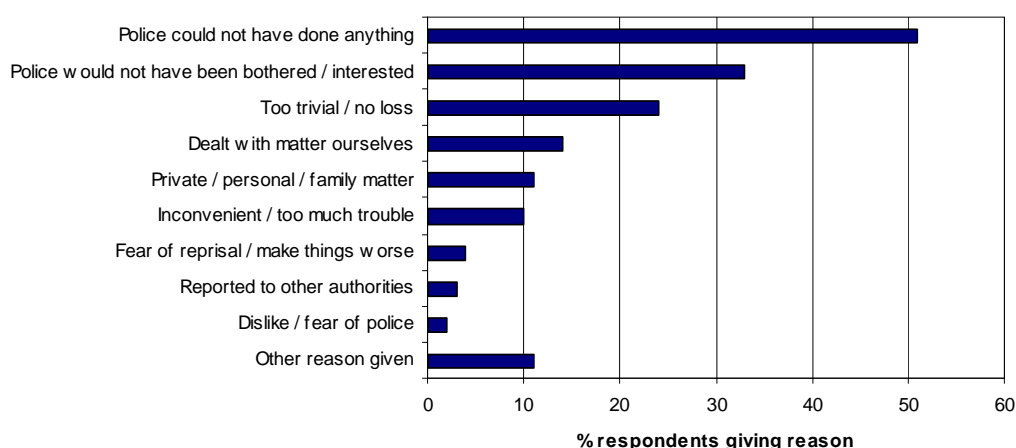


Figure 2.5: Reasons for not reporting crime to the police; NICS 2008/09³



Footnotes:

1. Estimates based on NICS incidents reported to the police as a proportion of all NICS incidents.
2. Comparable crime includes NICS crime types broadly comparable with recorded crime categories.
3. More than one reason could be given per incident.

Crimes Cleared by the Police

- ◆ While Northern Ireland experienced a numerical increase in crimes cleared between 1997 and 1998/99 (from 19,560 to 31,639), the clearance rate decreased from 31% to 29%. Much of this was due to the introduction of new counting rules. By 2001/02, the clearance rate had reached a 20-year low of 20%.
- ◆ Following four consecutive annual increases since 2001/02, the overall clearance rate fell from 31% in 2005/06 to 20% in 2007/08, largely due to changes introduced in April 2006 and April 2007 in how the overall clearance rate is calculated^{1,2}. By 2008/09, the clearance rate had risen to 23%; the majority of this increase was due to an increase in charges or summons issued.
- ◆ In contrast, the sanction clearance rate, which remained unaffected by the changes in the counting rules, increased from 17% in 2005/06 to 20% in 2006/07 and 2007/08 and to 23% in 2008/09. The number of sanction clearances during this period increased from 21,489 in 2005/06 to 25,273 in 2008/09 (Figure 2.6).
- ◆ In 2008/09, ‘other’ notifiable offences (e.g. drug offences, breach of orders and dangerous driving) had the highest clearance rate in Northern Ireland (79%), followed by offences against the state (50%) and violence against the person (31%). Burglary and criminal damage (12% and 11% respectively) had the lowest clearance rates (Figure 2.7).

Figure 2.6: Crimes cleared by the police (number and clearance rate); 1999/00-2008/09

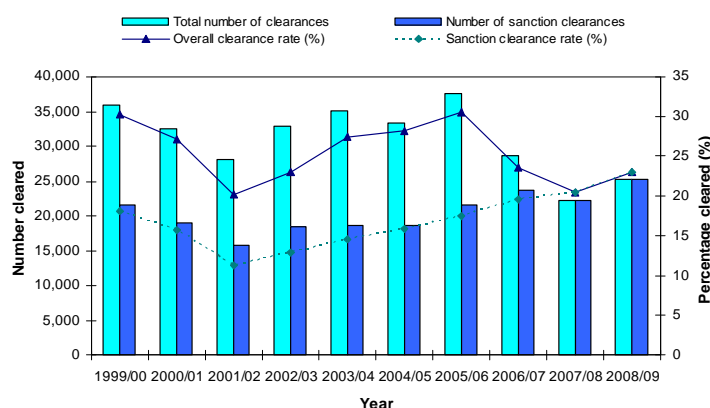
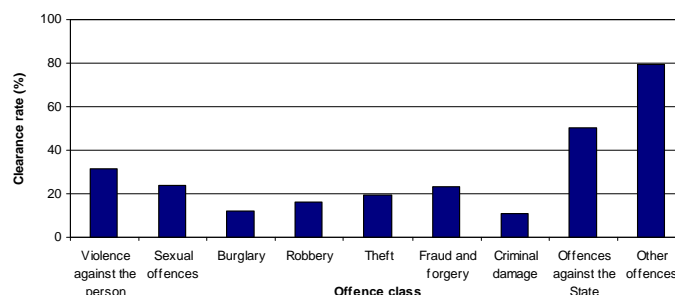


Figure 2.7: Clearance rates by offence class; 2008/09



Footnotes:

1. In April 2006, PSNI adopted a higher evidential standard in respect of non-sanction clearances in order to bring the clearance rate more closely into line with police services in England and Wales. As a result, some clearance methods (mainly those due to the victim not wanting formal action taken by the police or due to no prosecution being directed) no longer contribute to the clearance rate. While this had the effect of reducing the overall clearance rate, sanction clearances (charge, summons, taken into consideration at court) remain unaffected.
2. In April 2007, the Home Office further restricted the clearance types available to the police. This meant that virtually all clearances resulting in ‘no further police action’ (i.e. non sanction clearances) could no longer be claimed as a valid clearance. This means that the PSNI overall clearance rate and its sanction clearance rate are now virtually one and the same.

Sources: PSNI recorded crime 1999/00-2008/09; PSNI Statistical Reports 2005/06-2008/09

Crimes Cleared by the Police (continued)

- ◆ Throughout the last decade as a whole, charge/summons has been the predominant method of clearance. This predominance has been further enhanced following the introduction of changes to non-sanction clearances¹ and, in 2008/09, the charge / summons method of clearance accounted for more than four-fifths (81%) of all cleared crimes (Figures 2.8 and 2.9).
- ◆ The April 2006 changes to the counting rules¹ also affected the percentage of crimes being cleared because the ‘complainant declined to prosecute’, which fell from 36% in 2005/06 to 12% in 2006/07.
- ◆ The additional counting rule changes introduced in April 2007² mean that virtually all clearances resulting in ‘no further police action’ can no longer be claimed as a valid clearance. Hence, since 2007/08 there have been no clearances due to the ‘complainant declining to prosecute’. As a result, sanction detections (charge/summons, caution or taken into consideration) now account for virtually all cleared crime in Northern Ireland.

Figure 2.8: Crimes cleared by method of clearance; 2008/09

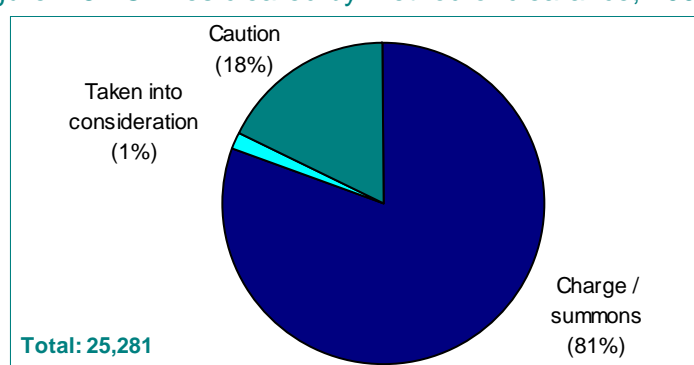
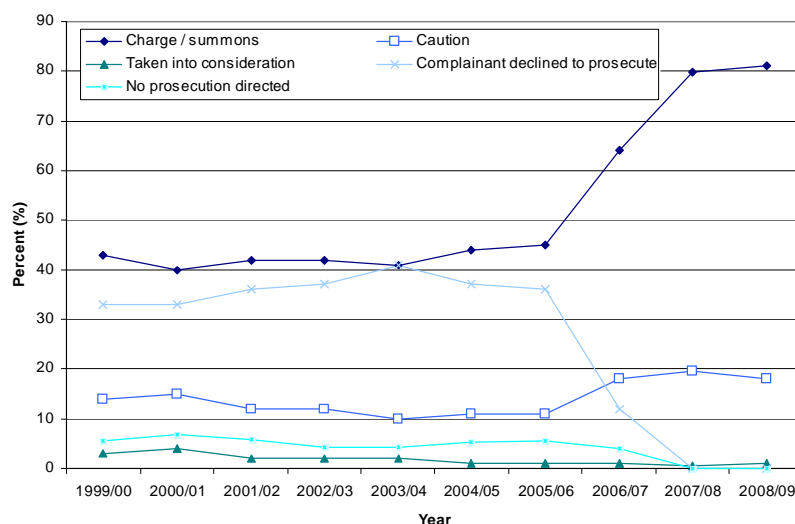


Figure 2.9: Crimes cleared by method of clearance; 1999/00-2008/09³



Footnotes:

1. In April 2006, PSNI adopted a higher evidential standard in respect of non-sanction clearances in order to bring the clearance rate more closely into line with police services in England and Wales. As a result, some clearance methods (mainly those due to the victim not wanting formal action taken by the police or due to no prosecution being directed) no longer contribute to the clearance rate. While this had the effect of reducing the overall clearance rate, sanction clearances (charge, summons, caution or where the offence is taken into consideration at court) remain unaffected.
2. In April 2007, the Home Office further restricted the clearance types available to the police. This meant that virtually all clearances resulting in ‘no further police action’ (i.e. non sanction clearances) could no longer be claimed as a valid clearance. This means that the PSNI overall clearance rate and its sanction clearance rate are now virtually one and the same.
3. The total number of crimes cleared in 2007/08 (22,225) and 2008/09 (25,281) includes 25 and 8 (respectively) non-sanction clearances.

Security Situation Incidents – Deaths and Injuries

- ◆ There were 5 deaths in 2008/09 connected with the security situation, 4 more than in the previous year (Figure 2.10). These include the first police and army deaths since 1998.
- ◆ In 2008/09, there were 73 persons injured as a result of the security situation, a fall of 43% on the 127 injured during 2007/08. Ninety-three per cent of those injured during 2008/09 were civilians, while 4% were police officers (Figure 2.11).
- ◆ Shooting incidents in 2008/09 numbered 54, a 29% increase on the 2007/08 figure of 42.
- ◆ There were 46 bombing incidents (including explosions and defusings) in 2008/09, double the number of incidents in 2007/08.

Figure 2.10 Deaths connected with the security situation; 1998/99 – 2008/09

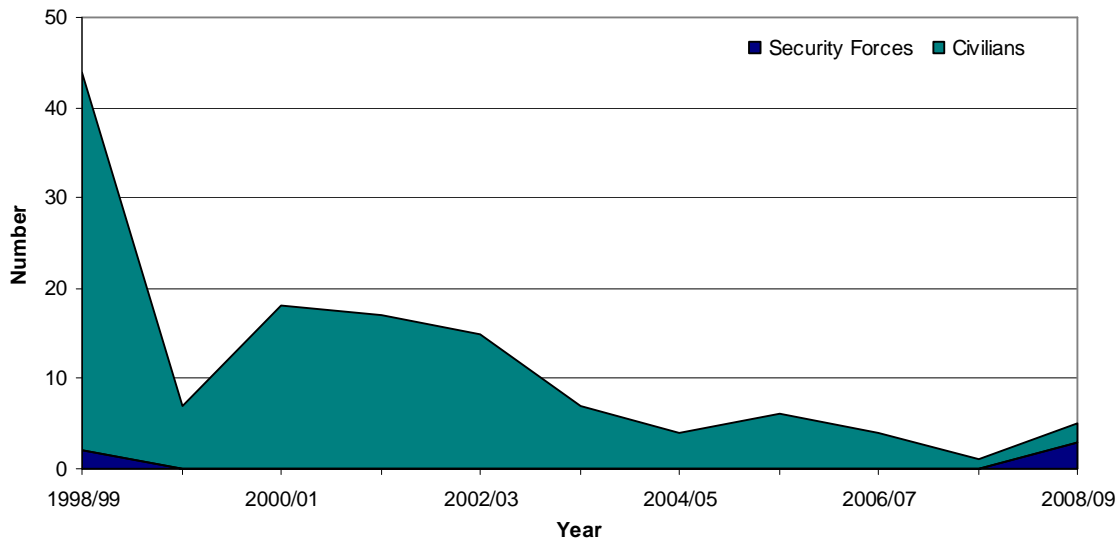
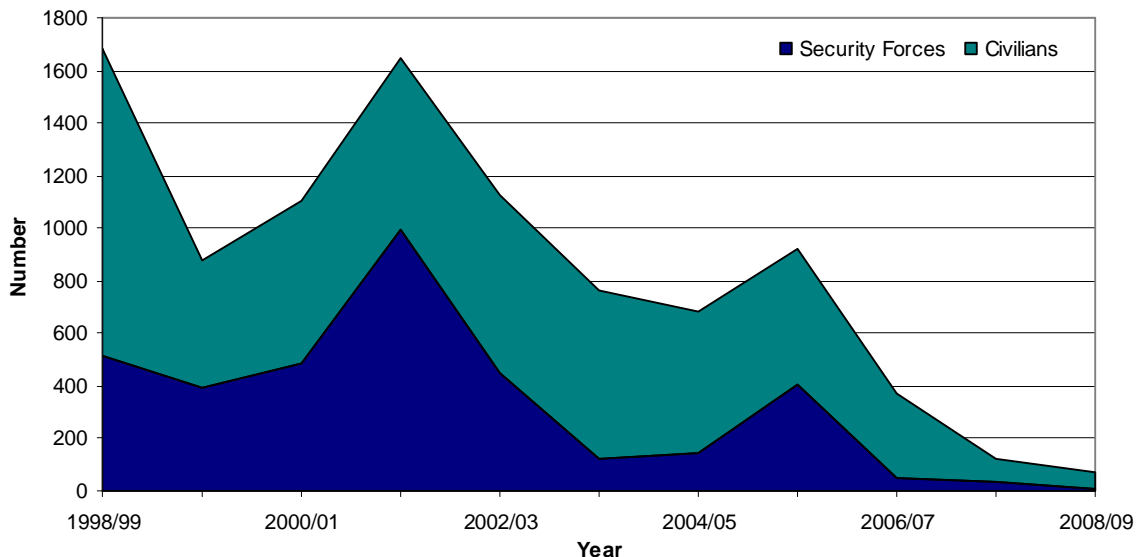


Figure 2.11 Injuries resulting from the security situation; 1998/99 – 2008/09



Sources: PSNI Statistical Report 2008/09; www.psni.police.uk

Security Situation Incidents – Paramilitary-Style Attacks

- ◆ In 2008/09, the total number of casualties from shootings and assaults was 61. This represents a 17% increase on the 2007/08 figure of 52.
- ◆ The total number of paramilitary style shootings almost tripled between 2007/08 and 2008/09 (from 7 to 20) (Figure 2.12). The number of assaults over the same period fell by 9%, from 45 in 2007/08 to 41 in 2008/09 (Figure 2.13).
- ◆ In 2008/09, 2 shootings and 28 assaults were attributed to loyalist groups; 18 shootings and 13 assaults were attributed to republican groups.

Figure 2.12 Casualties as a result of paramilitary-style attacks – shootings; 1998/99 – 2008/09

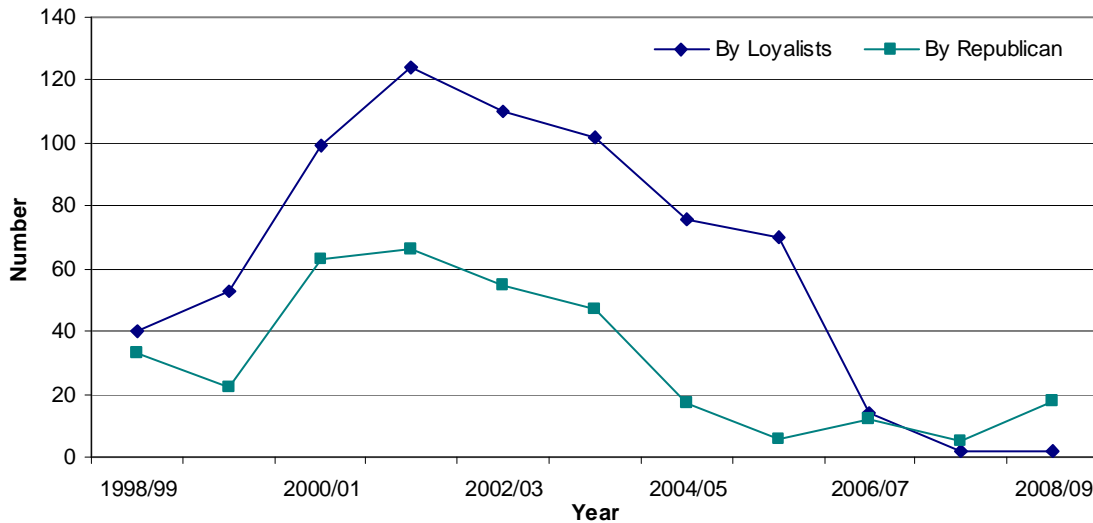
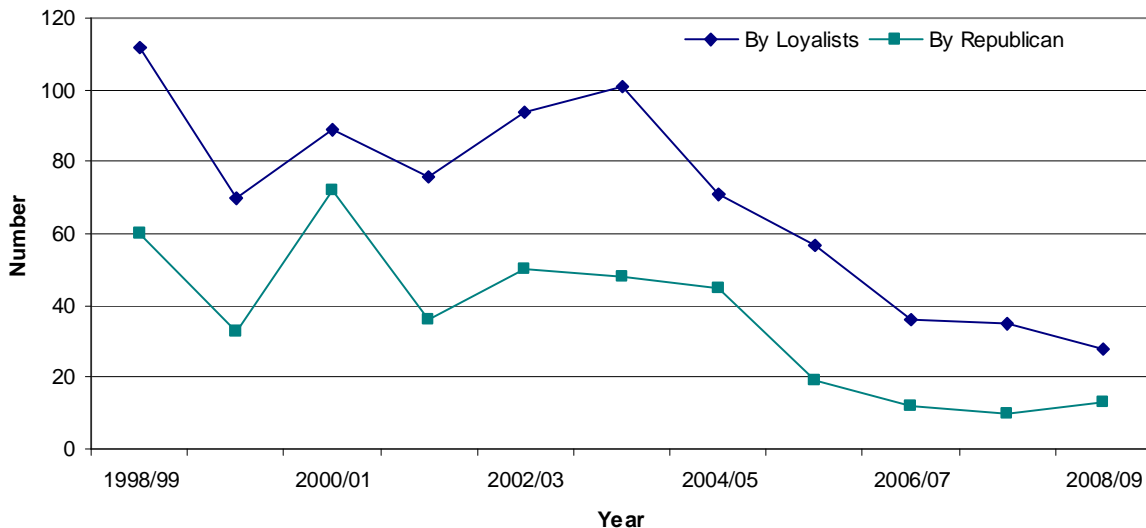


Figure 2.13 Casualties as a result of paramilitary-style attacks – assaults; 1998/99 – 2008/09



Chapter 3

Perceptions and Experience of Crime and Anti-Social Behaviour

Victimisation and Incidence Rates

Characteristics of Victims: Violent Crime

Characteristics of Victims: Domestic Burglary, Vehicle-Related Theft and Vandalism

Domestic Violence: Police and Court Statistics

Domestic Violence: Northern Ireland Crime Survey 2007/08

Hate Incidents and Crimes

Perceptions of Crime and Personal Safety

Perceptions of Crime Levels and Anti-Social Behaviour in the Local Area

Experience of Drug Misuse in Northern Ireland

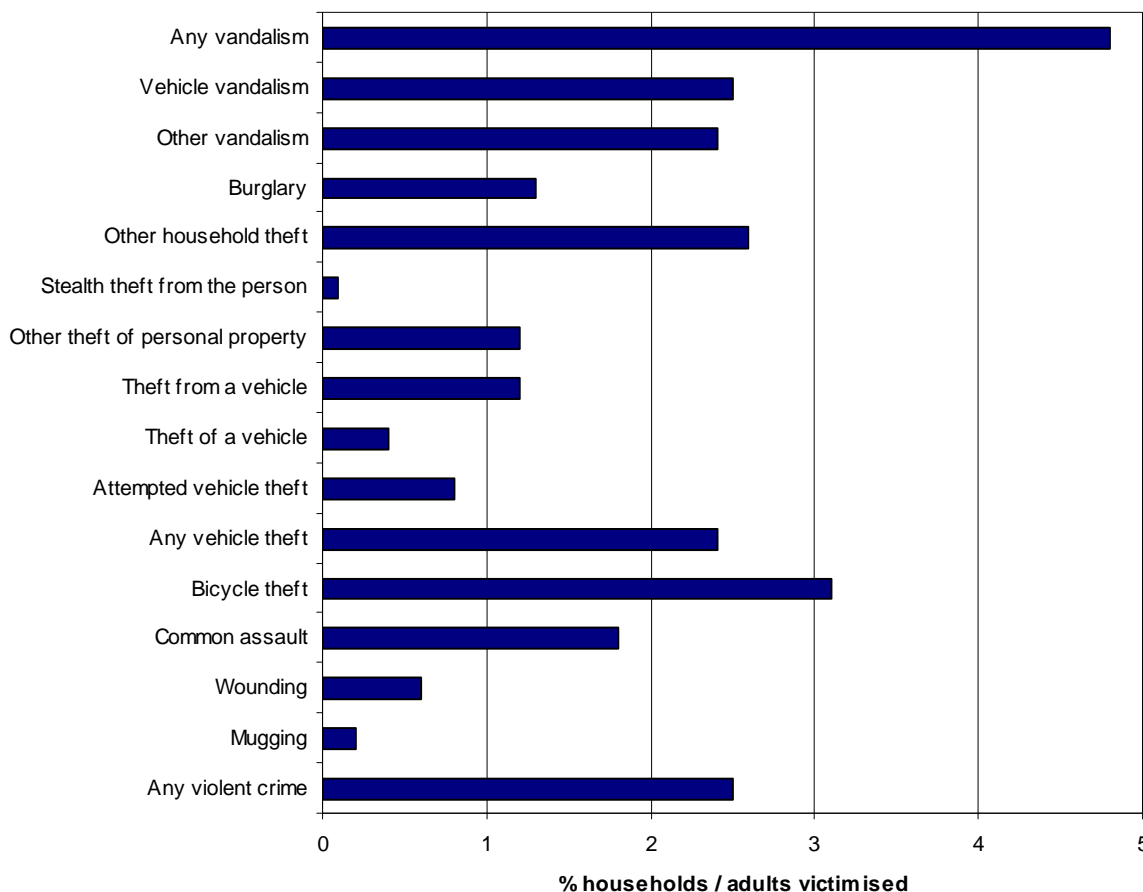
Views on Organised Crime in Northern Ireland



Victimisation and Incidence Rates

- ◆ The Northern Ireland Crime Survey (NICS) can be used to derive victimisation rates for a range of crimes affecting households and their adult occupants.
- ◆ Findings show that 13.4% of all NICS 2008/09 households and their adult occupants were victims of at least one NICS crime during the 12 months prior to interview. This suggests that the risk of victimisation in Northern Ireland is at its lowest level since the survey began (23.0% in NICS 1998) and compares with an equivalent victimisation (prevalence) rate of 23.4% in England and Wales (BCS 2008/09).
- ◆ Examples of NICS 2008/09 prevalence rates include burglary (1.3%), all vandalism (4.8%), all vehicle-related theft (2.4%) and common assault (1.8%; Figure 3.1).
- ◆ An estimated 176,000 incidents of crime occurred during the 12-month recall periods for NICS 2008/09, down almost 12% on NICS 2007/08 (199,000). This includes an estimated 125,000 property-related incidents and 51,000 incidents of violent crime.

Figure 3.1: Victimisation (prevalence) rates by crime type; NICS 2008/09¹



Footnote:

1. Rates for vehicle-related theft are based on all vehicle-owning households; Rates for bicycle theft are based on all bicycle-owning households; Rates for other property offences are based on all households; Rates for violent offences (common assault, wounding and mugging) are based on all adults and are weighted for household size.

Characteristics of Victims: Violent Crime

- ◆ In 2008/09, the violent crime (common assault, wounding and mugging) victimisation (prevalence) rate in Northern Ireland was measured at 2.5% (NICS 2008/09). This is lower than the equivalent rate in England and Wales (3.4%; BCS 2008/09).
- ◆ Results from NICS 2008/09 indicate that young men aged 16-24 (10.8%) were more at risk of violent crime than any other group examined and almost twice as likely to be victimised as their female counterparts (5.5%). Other groups with high rates included: single people (6.3%); single adults with child(ren) (6.2%); those living in private rented accommodation (6.0%); and respondents living in areas perceived to have a high level of anti-social behaviour (5.2%; Figure 3.2).
- ◆ In 2008/09, most victims of violence against the person (60%) and robbery offences (68%) recorded by the police were male. In contrast, the majority of victims of sexual offences (86%) were female (Figure 3.3).
- ◆ Half (50%) of victims of sexual offences recorded in 2008/09 were aged under 16 years old, while 18% of victims of violence against the person and 17% of victims of robbery were aged 20-24 years.

Figure 3.2: Adults most at risk of violent crime; NICS 2008/09¹

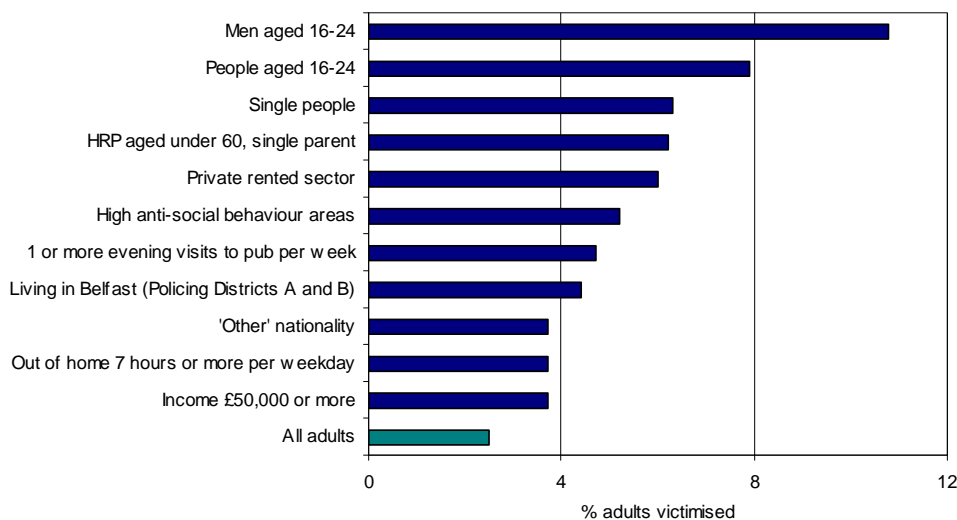
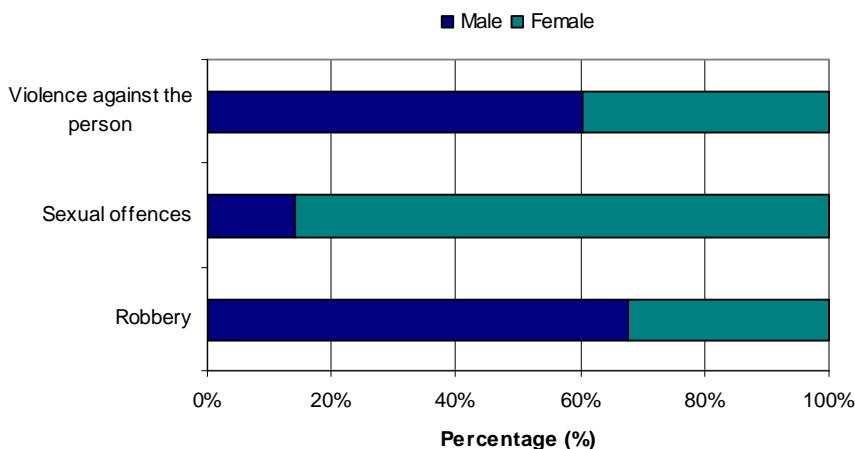


Figure 3.3: Victims of recorded violent crime, by gender; 2008/09²



Footnotes:

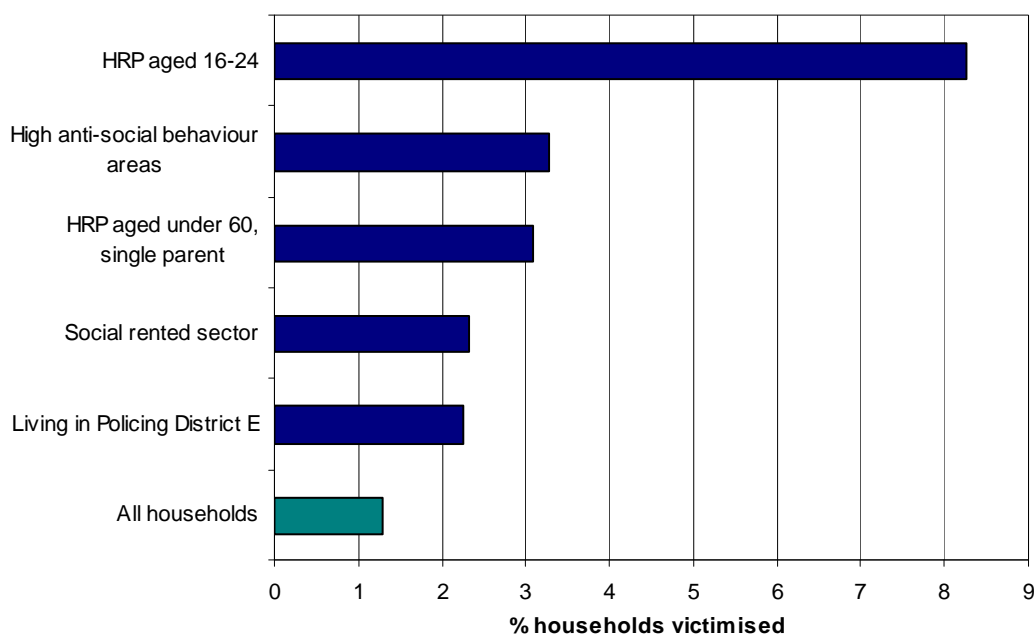
1. Rates are based on all adults and are weighted for household size; HRP: Household Reference Person.
2. Excludes those offences where gender of victim is not available.

Characteristics of Victims: Burglary, Vehicle-Related Theft and Vandalism

Domestic Burglary

- ◆ Results from NICS 2008/09 and BCS 2008/09 show that households in England and Wales (2.5%) were almost twice as likely as those in Northern Ireland (1.3%) to be victims of domestic burglary.
- ◆ Among the most likely NICS 2008/09 households to be victims of burglary were those:
 - ◆ with a household reference person aged 16-24 (8.3%);
 - ◆ in areas perceived by the respondent to have a high level of anti-social behaviour (3.3%);
 - ◆ containing single adults with child(ren) (3.1%);
 - ◆ living in socially-rented accommodation (2.3%); or
 - ◆ residents of Policing District E (Armagh, Banbridge, Craigavon and Newry & Mourne) (2.2%; Figure 3.4).

Figure 3.4: Households most at risk of burglary; NICS 2008/09^{1,2}



Footnotes:

1. HRP: Household reference person.
2. Rates are based on all households.

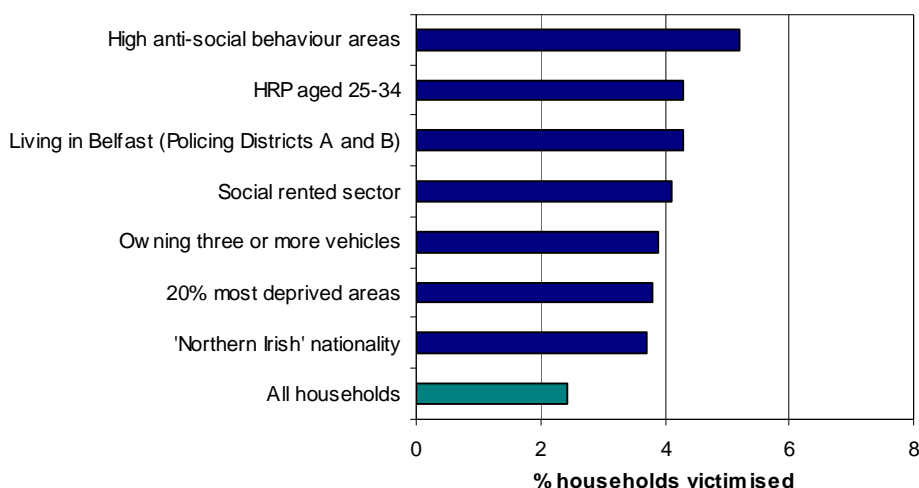
Vehicle-Related Theft

- ◆ Findings from NICS 2008/09 reveal that the risk of becoming a victim of vehicle-related theft in Northern Ireland (2.4% for vehicle-owners) is less than half of that in England and Wales (6.4%; BCS 2008/09).
- ◆ The NICS 2008/09 vehicle-owning households at greatest risk of vehicle-related theft included those:
 - ◆ living in areas perceived by the respondent to have a high level of anti-social behaviour (5.2%);
 - ◆ with a household reference person aged 25-34 (4.3%);
 - ◆ living in Belfast (4.3%);
 - ◆ living in socially-rented accommodation (4.1%);
 - ◆ owning three or more vehicles (3.9%);
 - ◆ located within the 20% most deprived areas of Northern Ireland (3.8%); or
 - ◆ respondents who consider their nationality to be Northern Irish (3.7%; Figure 3.5).

Source: Experience of Crime: Findings from the 2008/09 Northern Ireland Crime Survey. NIO Research and Statistical Bulletin 7/2009

Characteristics of Victims: Burglary, Vehicle-Related Theft and Vandalism (continued)

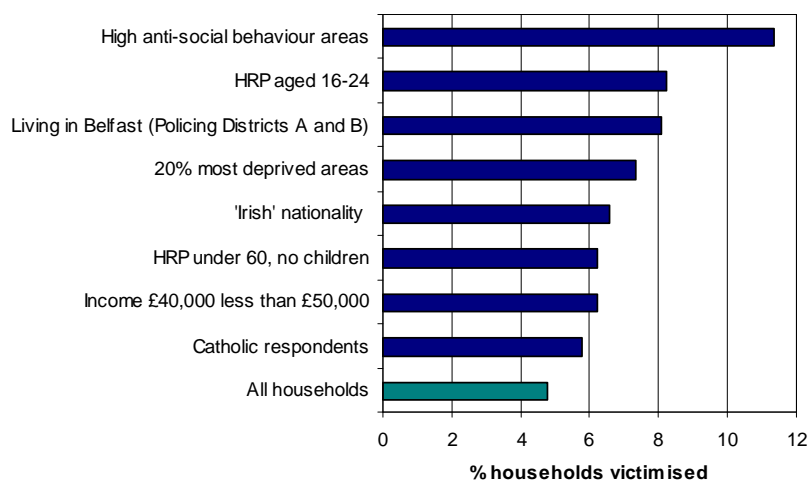
Figure 3.5: Vehicle-owning households most at risk of vehicle-related theft; NICS 2008/09^{1,3}



Vandalism

- ◆ The NICS 2008/09 victimisation (prevalence) rate for vandalism in Northern Ireland was measured at 4.8%, compared with a rate of 7.6% in England and Wales (BCS 2008/09).
- ◆ Based on NICS 2008/09, the most likely households to be victims of vandalism were those:
 - ◆ in areas perceived by the respondent to have a high level of anti-social behaviour (11.4%);
 - ◆ with a household reference person aged 16-24 (8.3%);
 - ◆ living in Belfast (8.1%);
 - ◆ located within the 20% most deprived areas of Northern Ireland (7.3%);
 - ◆ respondents who consider their nationality to be Irish (6.6%);
 - ◆ containing a HRP¹ under 60 with no children (6.3%);
 - ◆ with an annual household income between £40,000 and £50,000 (6.2%); or
 - ◆ Catholic respondents (5.8%; Figure 3.6).

Figure 3.6: Households most at risk of vandalism; NICS 2008/09^{1,2}



Footnotes:

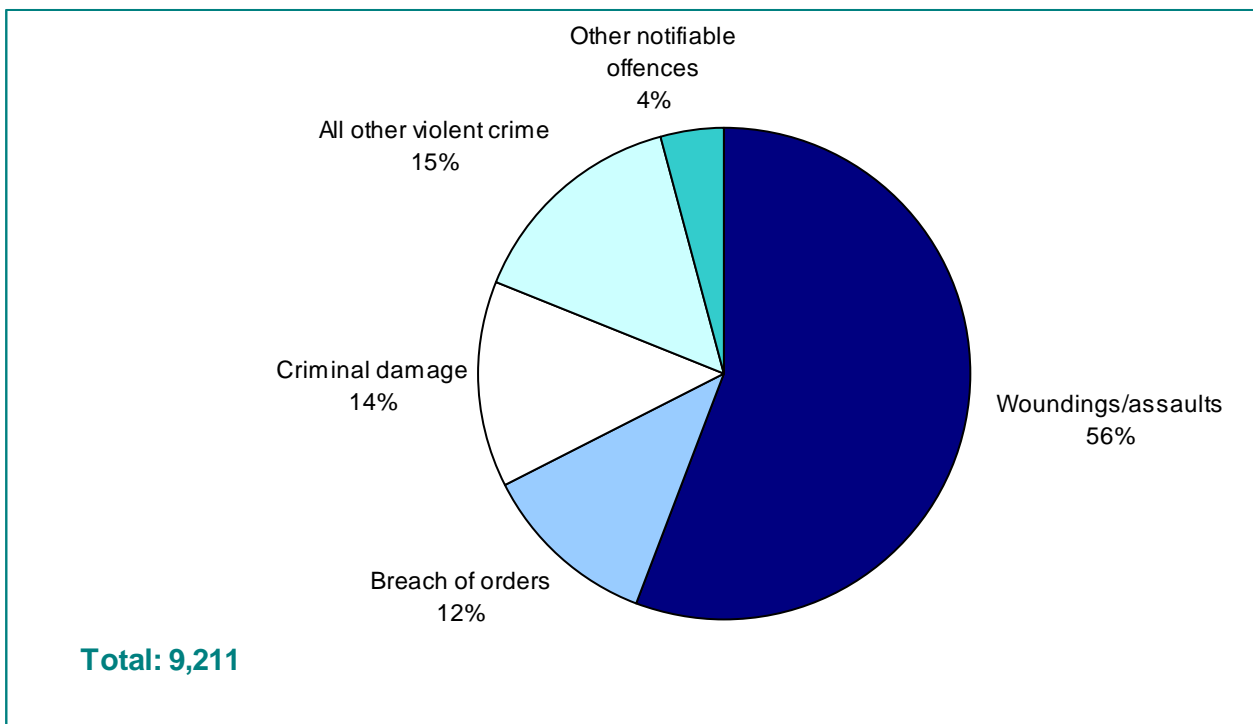
1. HRP: Household reference person.
2. Rates are based on all households.
3. Rates are based on all vehicle-owning households.

Source: Experience of Crime: Findings from the 2008/09 Northern Ireland Crime Survey. NIO Research and Statistical Bulletin 7/2009

Domestic Violence: Police and Court Statistics

- ◆ In 2008/09 the police attended 23,591 domestic incidents and a total of 9,211 domestic crimes were recorded. Such violence can include not only attacks on a person such as grievous bodily harm, but also offences of criminal damage against property. Where the gender and age of the victim were known, the majority of offences (68%) were against females aged 17 and over.
- ◆ Of the 9,211 domestic crimes recorded in 2008/09, 56% were categorised as woundings or assaults, while 14% were categorised as criminal damage (Figure 3.7). Breach of non-molestation orders accounted for a further 12% of recorded crimes with a domestic motivation.
- ◆ During 2008, there were 4,591 applications for non-molestation orders, 65 applications for occupation orders and 67 applications for combination orders.
- ◆ In 2005, a new court operations system called the Integrated Court Operations System (ICOS) was introduced in the High Court and county court. Regular downloads of information are available from this new system, and this has resulted in access to more detailed information across all court tiers. During 2007, the civil and family module of ICOS was completed. This affects the information in the civil and family magistrates’ court section and also in the Children Order section.
- ◆ From 2007 to 2008 the numbers of applications for non-molestation orders have increased by 83% whilst occupation orders and combination orders (i.e. of non-molestation and occupation orders) fell by 26% and 97% respectively. Part of the reason for the large increase in non-molestation orders and reduction in combination orders is due to the system change introduced in 2007. Previously combination orders were reported as such; however since the introduction of the new system these orders are now recorded under the first order placed, e.g. non-molestation order.

Figure 3.7: Domestic crimes recorded by the police; 2008/09¹



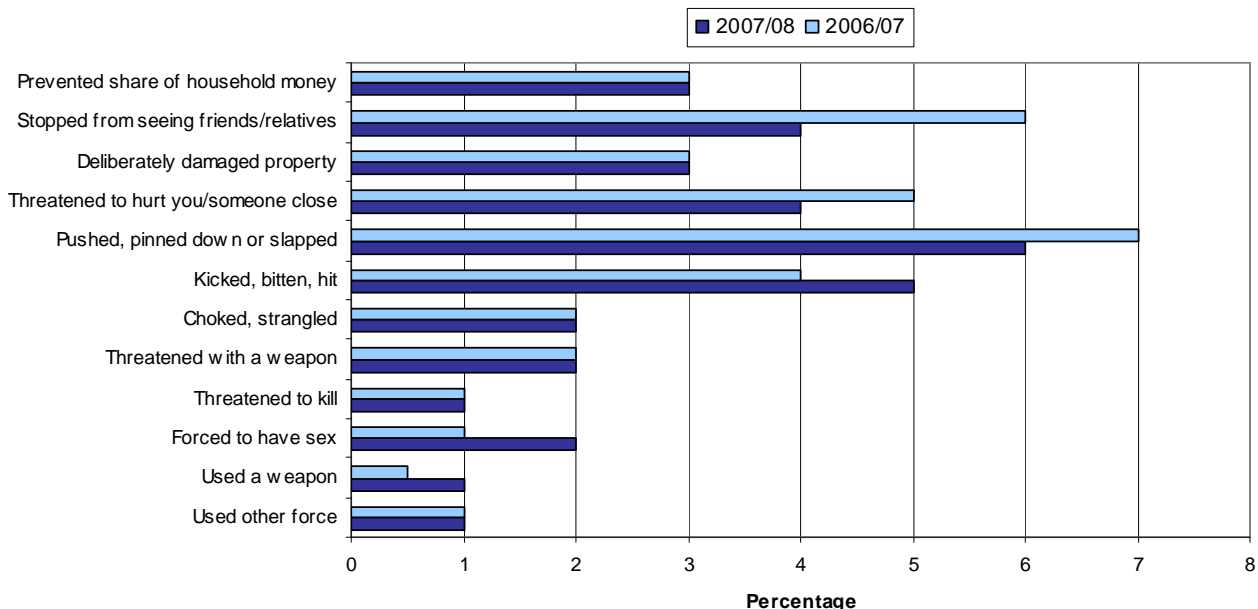
Footnote:

1. Domestic violence figures do not include assault on police; however, they do include breaches of non-molestation orders which are counted as offences under the Home Office Counting Rules from 1 April 2005.

Domestic Violence: Northern Ireland Crime Survey 2007-08

- ◆ Persons living in private households throughout Northern Ireland who were aged 16 to 59 were eligible to respond to the domestic violence questions within the 2007/08 Northern Ireland Crime Survey (NICS). A computer-assisted self-interviewing (CASI) approach was adopted to emphasise anonymity and confidentiality.
- ◆ While no official definition of domestic violence was presented to respondents, the CASI questionnaire was designed to include any violence between current or former partners in an intimate relationship. The violence may have included physical, sexual, emotional, financial or social abuse.
- ◆ Findings revealed that 1 in 10 (11%) respondents to the 2007/08 NICS who were aged 16-59 had experienced domestic violence. This represented a 3 percentage point decrease from 2006/07. A higher percentage of females (15%) than males (8%) claimed to have been victims of domestic violence.
- ◆ Figure 3.8 shows the different forms of domestic violence that respondents to the 2006/07 and 2007/08 surveys experienced. The most likely type of domestic violence respondents reported having been subjected to was 'pushed, pinned down or slapped' (7% and 6% for the respective years).
- ◆ The 2007/08 NICS findings revealed that 23% of female victims were subjected to threats or force while they were pregnant.
- ◆ Sixty-six per cent of victims identified by the 2007/08 NICS reported that they had sustained injuries from their 'worst' incident, a 2 percentage point increase on the equivalent finding in 2006/07.
- ◆ The police came to know about one quarter (25%) of 'worst' incidents of domestic violence identified by the 2007/08 NICS, a 6 percentage point decrease on 2006/07.

Figure 3.8: Forms of domestic violence experienced; NICS 2006/07 and 2007/08



Source: Northern Ireland Crime Survey 2007/08

Hate Incidents and Crimes

- ◆ During 2008/09, 990 racial incidents were reported to the police, an increase of 1.4% on the 976 reported during 2007/08. There were 771 racially motivated crimes committed with the majority categorised as criminal damage (57%) or violent crimes (39%) (Table 3.1).
- ◆ Between 2007/08 and 2008/09, the number of incidents with a homophobic motivation increased from 160 to 179. A total of 134 homophobic crimes were recorded in 2008/09 with violent crime accounting for 76% of these crimes and criminal damage accounting for 22%.
- ◆ In 2008/09, a total of 35 crimes were recorded as having a faith/religious motivation, 1,017 were recorded as having a sectarian motivation, 28 were recorded as having a disability motivation and 2 were recorded as having a transphobic motivation. For the racial, faith/religion and sectarian motivated categories, the majority of crimes were considered to be criminal damage (57%, 71% and 49% respectively), while violent crimes accounted for 76% of homophobic and 64% of disability motivated crimes (Table 3.1).

Table 3.1: Hate crimes recorded; 2008/09

	Motivation					
	Racial	Homophobic	Faith/Religion	Sectarian	Disability	Transphobic
Murder	0	0	0	0	0	0
Manslaughter	0	0	0	0	0	0
Attempted murder	2	0	0	11	0	0
Threat/conspiracy to murder	17	6	0	33	1	0
Woundings/ assaults ¹	224	69	2	287	14	1
Intimidation/ harassment	44	18	3	77	1	0
Robbery	12	2	1	9	1	0
Other violent crime	3	7	0	2	1	0
All violent crime	302	102	6	419	18	1
Burglary	10	0	1	16	3	0
Theft	10	2	2	19	0	0
Criminal damage	440	30	25	498	7	1
Other	9	0	1	65	0	0
All crime	771	134	35	1017	28	2

Footnote:

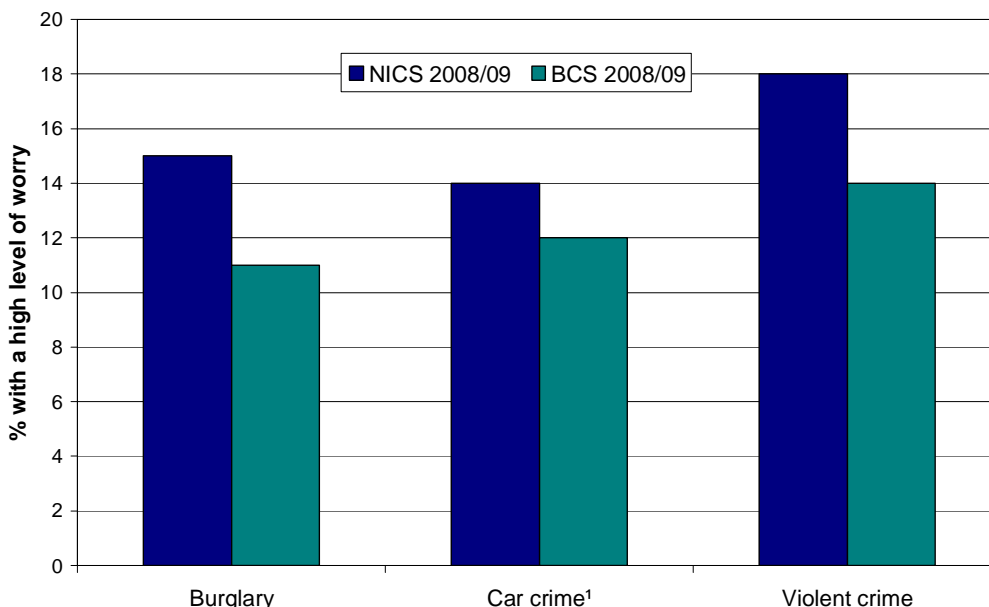
1. Includes wounding with intent/GBH with intent, wounding/GBH, AOABH, common assault, aggravated assault and assault on police.

Source: PSNI Statistical Report 2008/09.

Perceptions of Crime and Personal Safety

- ◆ The Northern Ireland Crime Survey (NICS) measures concern about crime in three main ways: respondents' worry about crime and personal safety; their perceptions of the risk of victimisation; and perceptions of the effect of 'fear of crime' on quality of life.
- ◆ Despite a lower prevalence of crime in Northern Ireland, respondents to NICS 2008/09 displayed higher levels of worry about each of the crime types examined than their counterparts in England and Wales (BCS 2008/09): violent crime (18% v 14%); burglary (15% v 11%) and car crime (14% v 12%) (Figure 3.9).
- ◆ However, when asked about crime overall, an equal proportion of NICS 2008/09 and BCS 2008/09 respondents claimed to be 'very worried' (8%).
- ◆ With regard to personal safety, NICS 2008/09 respondents were more likely to feel very worried about walking alone in their area after dark (10%) than being alone in their home at night (2%).

Figure 3.9: Worry about crime in Northern Ireland and England and Wales



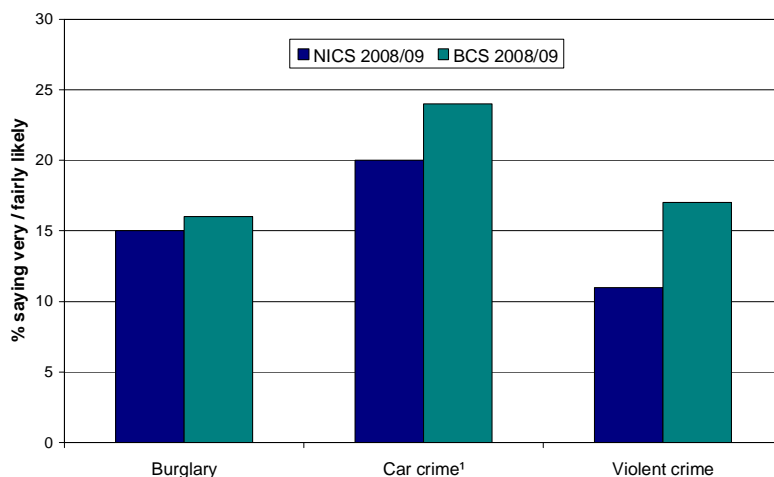
Footnote:

1. Based on respondents residing in households owning, or with regular use of, a vehicle.

Perceptions of Crime and Personal Safety (continued)

- ◆ The NICS asks respondents how likely they think it is that they will be a victim of specific offences in the following year. While the majority of NICS 2008/09 respondents did not consider it likely that they would be victims of crime, those who did were most likely to think they would be victims of vehicle-related theft.
- ◆ While NICS 2008/09 respondents displayed higher levels of worry about crime than their counterparts in England and Wales, they were less likely to perceive themselves to be at risk of victimisation across each crime type examined: violent crime (11% v 17%); car crime (20% v 24%); and burglary (15% v 16%) (Figure 3.10).
- ◆ Almost two-thirds (64%) of NICS 2008/09 respondents felt that ‘fear of crime’ has a minimal impact on their quality of life, with a further third (31%) claiming it has a moderate effect. The remaining 5% believed that their quality of life is greatly affected by their ‘fear of crime’. These results are on a par with England and Wales where the respective proportions measured 65%, 30% and 5% (BCS 2008/09) (Figure 3.11).

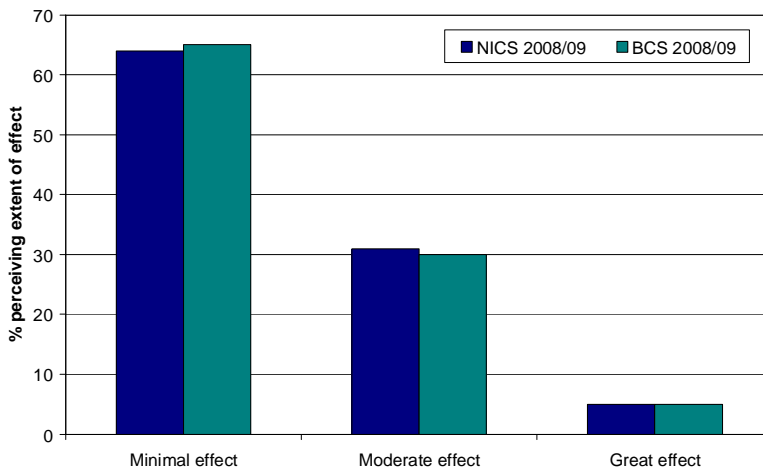
Figure 3.10: Perceptions of the risk of victimisation in Northern Ireland and England and Wales



Footnote:

1. Based on respondents residing in households owning, or with regular use of, a vehicle.

Figure 3.11: Perceptions of the effect of ‘fear of crime’ on quality of life (%) in Northern Ireland and England and Wales



Source: Perceptions of Crime: Findings from the 2008/09 Northern Ireland Crime Survey. NIO Research and Statistical Bulletin 1/2010

Perceptions of Crime Levels and Anti-Social Behaviour in the Local Area

- ◆ Findings from NICS 2008/09 show that drugs, alcohol and lack of discipline from parents (72%, 68% and 65% respectively) were the factors most commonly identified as major causes of crime in Northern Ireland today. When asked which single factor they considered to be the main cause of crime, around a quarter of respondents cited 'lack of discipline from parents' (27%) and 'drugs' (24%).
- ◆ Just over a third (36%) of respondents, the lowest since 1998 (41%), felt that crime had increased, a little or a lot, in their local area, the same proportion as measured in England and Wales (36%; BCS 2007/08) (Figure 3.12).
- ◆ The anti-social behaviour (ASB) types most likely to be perceived by NICS 2008/09 respondents as problems in the local area were 'rubbish or litter lying around' (28%) and 'teenagers hanging around on streets' (26%) whereas 'abandoned or burnt-out cars' (5%) and 'noisy neighbours or loud parties' (8%) were considered the least problematic forms of ASB (Figure 3.13).
- ◆ When asked to select the type of ASB that caused the single biggest problem in the local area, the most common response, cited by almost a third (31%) of NICS 2008/09 participants, was 'people being drunk or rowdy in public places'. This was followed by 'teenagers hanging around on the streets' (23%) and 'rubbish or litter lying around' (16%).

Figure 3.12: Perceptions of crime levels in the local area; NICS 2008/09

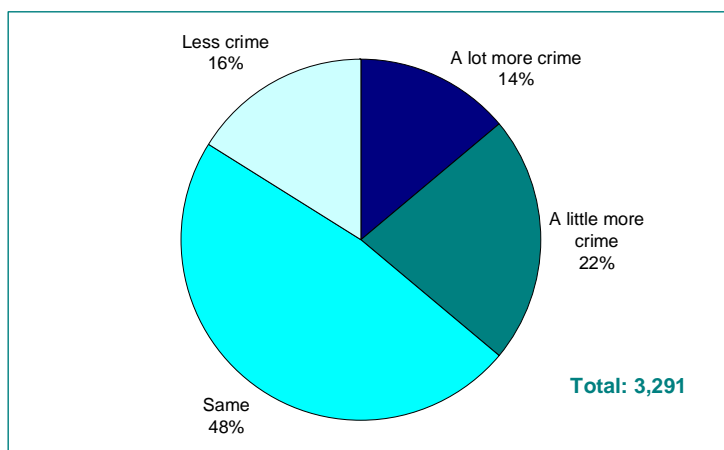
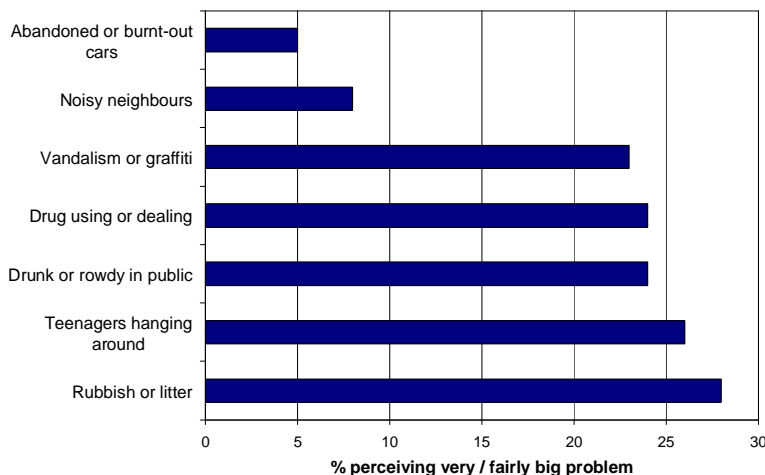


Figure 3.13: Types of ASB perceived to be a problem in the local area; NICS 2008/09

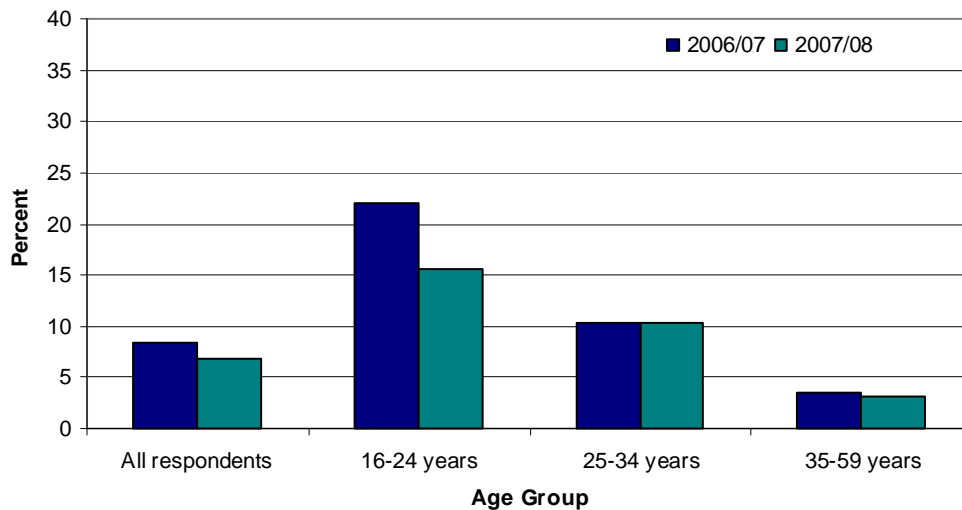


Source: Perceptions of Crime: Findings from the 2008/09 Northern Ireland Crime Survey. NIO Research and Statistical Bulletin 1/2010

Experience of Drug Misuse in Northern Ireland

- ◆ The Northern Ireland Crime Survey (NICS) includes a specific self-reporting module on drug misuse which is completed only by persons surveyed aged 16-59 years old. This module examines the prevalence and trends of illicit drug use among respondents.
- ◆ Twenty-five per cent of 2007/08 Northern Ireland Crime Survey (NICS) respondents reported having used at least one type of illicit drug at some time in their lives; 7% reported using at least one type of illicit drug in the twelve month period preceding the survey; and 4% in the month preceding the survey.
- ◆ Overall, prevalence rates for drug use in the last year were similar in both 2006/07 (8%) and 2007/08 (7%).
- ◆ Cannabis was the most commonly used drug across all three recall periods in the 2007/08 survey: 19% of respondents claimed to have used it at some time in their lives, 5% in the last year and 3% in the last month.
- ◆ While respondents aged 25-34 (37%) were reported as having the highest lifetime prevalence rate of illicit drug use, a higher proportion of respondents aged 16-24 than other age categories stated they had used drugs during the last year (16%) and during the last month (11%), prior to the survey being carried out.
- ◆ Male respondents were more likely than female respondents to report having used illicit drugs across all three recall periods: 29% of males and 20% of females had used at least one illicit drug in their lifetime; 9% of males and 5% of females in the last year; and 6% of males and 2% of females in the last month.

Figure 3.14: Prevalence of illicit drug use in the last year by age group; NICS 2006/07 and NICS 2007/08



Source: 'Experience of Drug Misuse: Findings from the 2007/08 Northern Ireland Crime Survey' NIO Research and Statistical Bulletin 2/2009

Views on Organised Crime in Northern Ireland

- ◆ Northern Ireland Omnibus Surveys are conducted several times each year and are designed to provide a snapshot of the behaviour, lifestyle and views of a representative sample of people in Northern Ireland. A number of questions were asked in relation to organised crime in Northern Ireland in the January 2009 Omnibus Survey. The key findings of this survey follow.
- ◆ 20% of those surveyed suspected that someone in their own neighbourhood had obtained a large part of their wealth from crime.
- ◆ Irrespective of whether they suspected any specific family or individual, 38% of people believed that there were people living in their local community who had acquired a significant part of their wealth from crime.
- ◆ 90% of respondents would react with at least some anger or concern if someone whose wealth had come largely from the proceeds of crime moved into their immediate neighbourhood.
- ◆ 86% of those surveyed agreed that there are many people in Northern Ireland who are living off the proceeds of crime.
- ◆ 85% of those surveyed agreed that 'many criminals who go to jail manage to hang on to the proceeds of crime and are able to live a wealthy lifestyle when their prison sentence is over'.
- ◆ 82% agreed that wealth confiscation and a prison sentence were equally important objectives in dealing with criminals.
- ◆ 64% of those taking part in the survey thought that paramilitary organisations were mainly responsible for committing offences relating to organised crime.
- ◆ The types of crime most frequently associated with organised crime were drug dealing (82%), fuel smuggling/laundrying (34%), cigarette smuggling (29%) and money laundrying (29%).
- ◆ 46% of those surveyed had heard of the Organised Crime Task Force (OCTF); this was communicated mainly via television (72%).
- ◆ 62% of those who had heard of the OCTF thought that it was fairly effective or very effective in raising awareness about organised crime.

Views on Organised Crime in Northern Ireland (continued)

Table 3.2: Respondents' views on the types of crime they associate with organised crime

	%
Drug dealing	82
Fuel smuggling/laundering	34
Cigarette smuggling	29
Money laundering	29
Protection/extortion racketeering	27
Domestic burglary	23
Armed robbery	19
Trading in counterfeit goods	16
Tiger kidnappings	15
Cash-in-transit robberies	14
Benefit fraud	10
Handling stolen goods	9
People trafficking for sexual or labour exploitation	7
Prostitution	6
Counterfeit money production	5
Illegal immigration	4
Selling goods and services that don't exist (deception)	1
Other	7
None	0
Refusal/don't know	3
Base	1,126

Footnote:

1. Respondents were probed by the interviewer to think of crimes they would associate with organised crime. Respondents could offer up to 6 types of crime when answering the question.

Chapter 4

Support for Victims

Victim Support Northern Ireland
Compensation for Criminal Injuries
Compensation for Criminal Damage
Other Examples of Services for Victims of Crime
to which NIO Contributes Funding



Victim Support Northern Ireland

- ◆ Victim Support Northern Ireland (VSNI) is an independent charity, which seeks to support individuals and their families to help them overcome the impact of crime, and rebuild their lives.
- ◆ VSNI provides three main services to victims of crime:
 - ◆ Community Service – practical help, information and emotional support following a crime;
 - ◆ Criminal Injuries Compensation Service – assistance for those making a claim; and
 - ◆ Witness Service – support for adult victims and prosecution witnesses.
- ◆ During 2008/09, the NIO, VSNI's principal source of funding provided a grant-in-aid of around £2 million. Over this period VSNI received 27,342 victim referrals, assisted 2,109 claimants for criminal injuries compensation and provided support for 5,376 victims and witnesses at court.

Compensation for Criminal Injuries¹

- ◆ The Compensation Agency operates the Criminal Injuries Compensation Scheme (CICS). A new Tariff Scheme came into effect in Northern Ireland on 1 May 2002 and an amended Tariff Scheme came into effect on 1 April 2009.
- ◆ Victims may be entitled to claim compensation:
 - ◆ for a personal injury, whether mental or physical;
 - ◆ if a parent, child, husband, wife or partner has died as a result of a criminal injury;
 - ◆ for loss of earnings or earning capacity as a result of a criminal injury.
- ◆ Applications for compensation for criminal injuries increased by 7% to 5,307 in 2008/09, from 4,959 in 2007/08 (Figure 4.1). The number of awards made fell by 25%, from 2,132 to 1,596 over the same period.
- ◆ The average amount² of compensation received by victims of criminal injury in 2008/09 was £11,394, down from £13,345 the previous year (Figure 4.2).

Figure 4.1: Number of applications and awards made for criminal injuries¹; 1997/98 – 2008/09

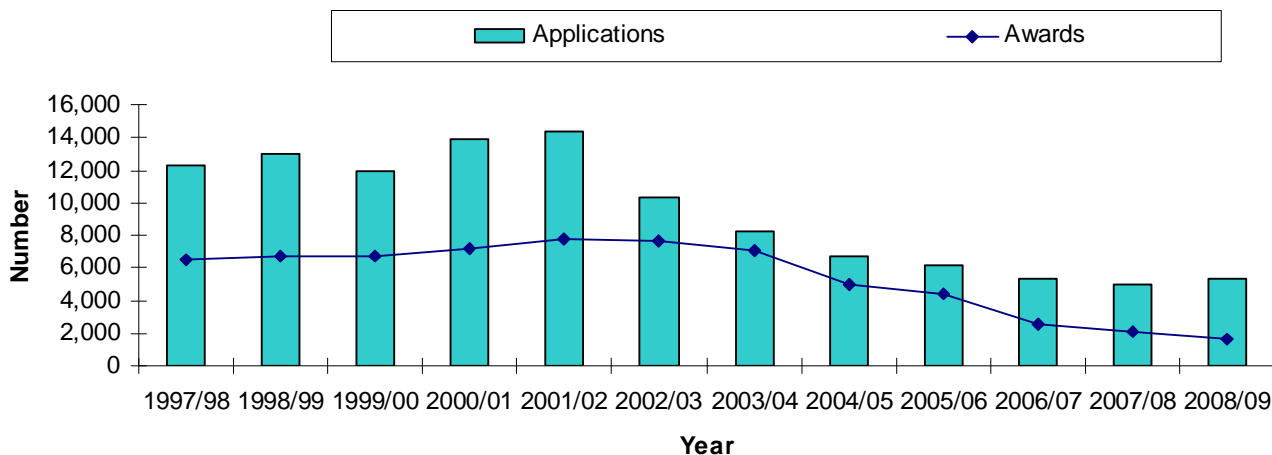
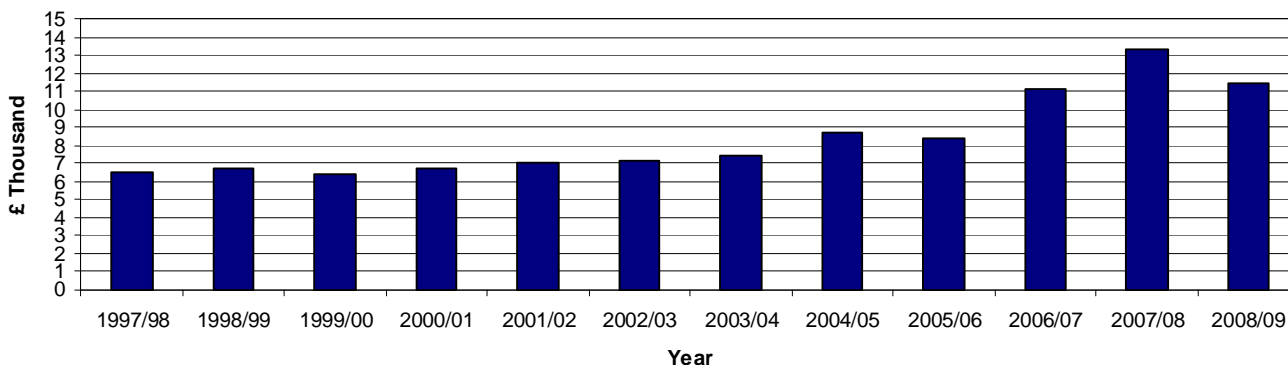


Figure 4.2: Average value of awards for criminal injury claims²; 1997/98 – 2008/09



Footnotes:

1. The figures for criminal injury compensation include data from both the new and old schemes.
2. The average value of awards reflects the total value of all payments made for claims that were finalised in each year. Some payments may have been processed in years preceding the year in which the claim was finalised.

Source: The Compensation Agency; www.compensationni.gov.uk

Compensation for Criminal Damage

- ◆ The Compensation Agency also operates the Criminal Damages Compensation Scheme whereby an individual may be entitled to claim compensation for loss suffered as a consequence of damage to property as a result of a criminal act in Northern Ireland.
- ◆ Applications for compensation for criminal damage increased by 12%, from 663 in 2007/08 to 745 in 2008/09 (Figure 4.3). The number of awards made decreased from 366 in 2007/08 to 256 in 2008/09, a decrease of 30%.
- ◆ The average value¹ of compensation received by victims of criminal damage fell from £50,932 in 2007/08 to £32,143 in 2008/09 (Figure 4.4).

Figure 4.3: Number of applications and awards made for criminal damage claims; 1997/98 – 2008/09

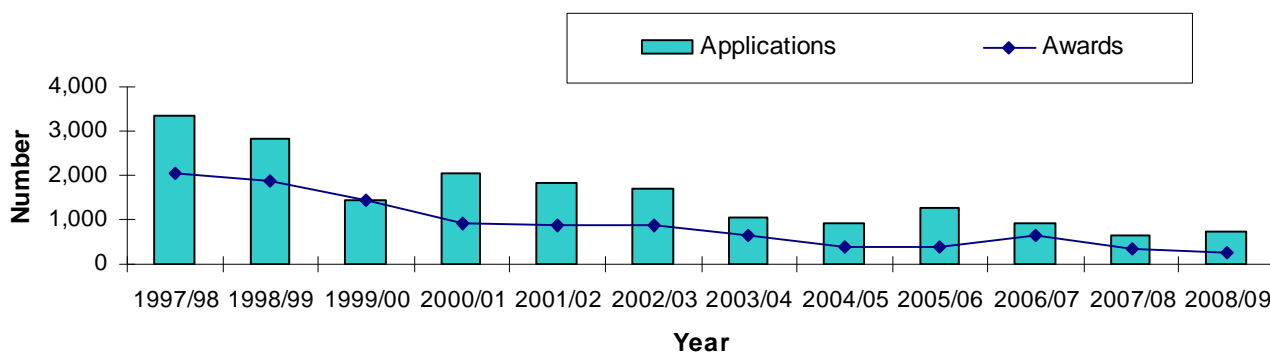
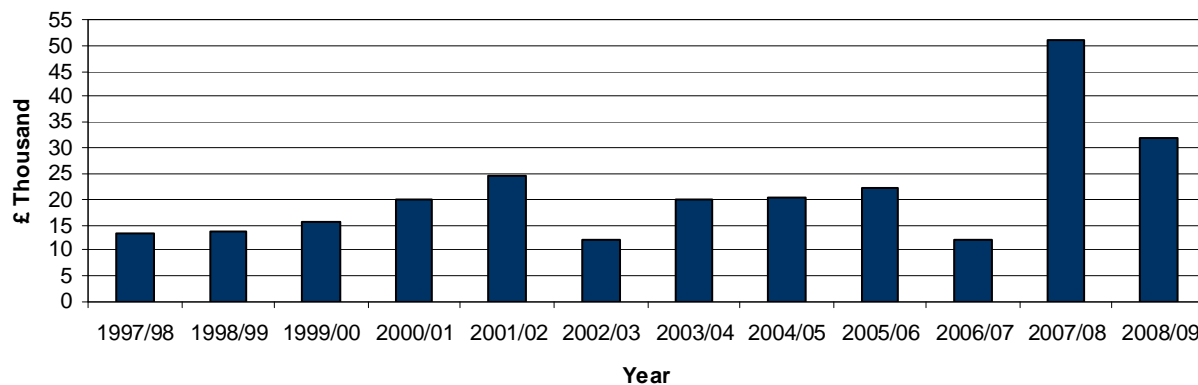


Figure 4.4: Average value of awards for criminal damage claims¹; 1997/98 – 2008/09



Footnote:

1. The average value of awards reflects the total value of all payments made for claims that were finalised in each year. Some payments may have been processed in years preceding the year in which the claim was finalised.

Other Examples of Services for Victims of Crime to which NIO Contributes Funding

Court Witness Services

- ◆ In 2008/09 the NIO provided funding totalling around £875k to the VSNI Witness Service (adults) and the NSPCC Young Witness Service (YWS) (children) for the provision of support services to victims and prosecution witnesses attending court. The range of support includes pre-trial familiarisation visits to the court, a quiet, safe place to wait, information on the court process, accompaniment into the court room and emotional support. Both services have been available in all Crown Courts since 2003.
- ◆ Since August 2007 the VSNI Witness Service has been providing support services in all magistrates', youth and county courts. During 2008/09 the NSPCC YWS has been available to young witnesses attending Craigavon, Lisburn and Belfast magistrates', youth and county courts. In 2008/09 over 5,500 people (including children) were supported at court by these services.

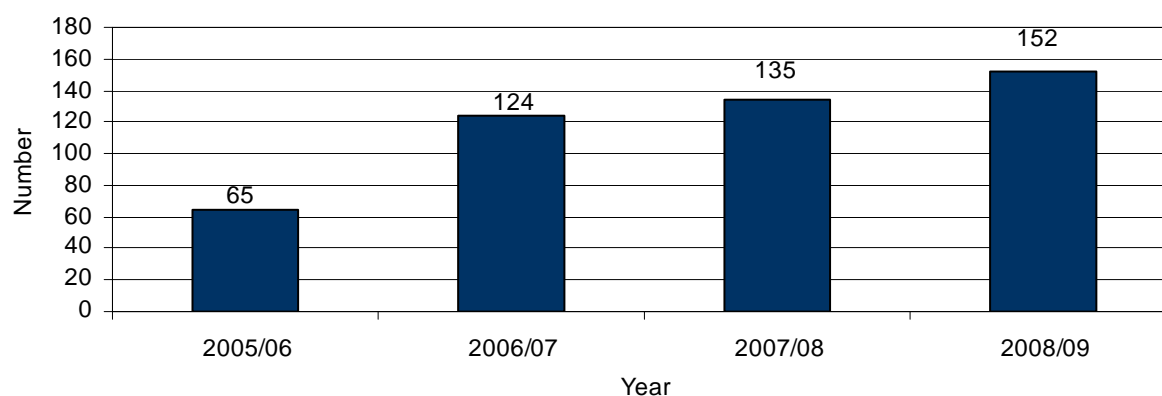
PBNI Victim Information Scheme

- ◆ The PBNI Victim Information Scheme (VIS) has been operational since October 2005 under the Criminal Justice (NI) Order 2005. The scheme is voluntary and can provide information to victims when their case results in a sentence which includes probation supervision.

The aims of the scheme are:-

- ◆ To empower victims of crime and contribute to community safety by providing relevant information about probation supervised sentences in a manner which is accessible, understandable, respectful and supportive.
- ◆ To work in partnership with other criminal justice agencies and victim organisations to provide an integrated service to victims when a probation supervised sentence is imposed.
- ◆ The scheme provides a service in writing, by telephone or in a face-to-face meeting. The sentence and the supervision process is explained. The victim also has the opportunity to discuss any concerns he/she has which may inform the offenders' risk management. Sign-posting to other victim support organisations is also provided.
- ◆ The majority of those who register with the scheme have been victims of sexual or other violent offences. By the 31 March 2009, a total of 476 victims had registered with the scheme. The 152 victims who registered with the scheme during 2008/09 represents a 13% increase on the 135 who registered during the previous year (Figure 4.5).

Figure 4.5: Number of victims who registered with the PBNI Victim Information Scheme, 2005/06¹ – 2008/09



Footnote:

1. The scheme was introduced in October 2005

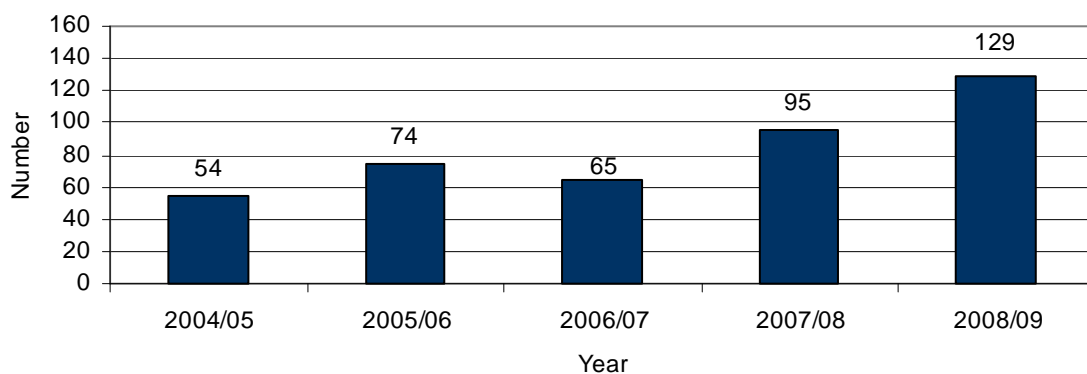
Source: NIO Community Safety Unit; Probation Board for Northern Ireland

- ◆ In response to victim requests, the Probation Victims Unit also facilitates a range of restorative processes.
- ◆ Victims can register with the scheme by telephoning 028 9032 1972 or by returning the application form forwarded to them by PSNI.

The Prisoner Release Victim Information Scheme

- ◆ The Northern Ireland Prison Service administers the Prison Release Victim Information Scheme which was introduced in July 2003. It applies to victims of adult offenders who have been given a sentence of 6 months or more.
- ◆ The main aim of the scheme is to provide victims, members of their family, carers or guardians with information on the final discharge and temporary release of prisoners. It also gives victims the opportunity to make written representations which will be taken into consideration when an offender applies for temporary release.
- ◆ This is a voluntary 'opt-in' scheme; victims will not receive any information if they have not registered.
- ◆ Victims can register to join the scheme by:-
 - ◆ Completing the application form forwarded to them by the PSNI
 - ◆ Contacting the Victims Unit (0845 247 0002)
 - ◆ Applying online at www.niprvis.gov.uk.
- ◆ By the 30 September 2009, a total of 536 victims had registered with the scheme.
- ◆ The 129 victims who registered with the scheme during 2008/09 represents a 36% increase compared with the 95 victims who registered during the previous year (Figure 4.6).

Figure 4.6: Number of victims who registered with the Prisoner Release Victim Information Scheme; 2004/05 – 2008/09



Source: Probation Board for Northern Ireland; Northern Ireland Prison Service

Domestic Violence Helpline

- ◆ The Domestic Violence Helpline is a 24 hour freephone helpline open to anyone affected by domestic violence. The service is available 365 days a year. It is jointly funded by NIO, DHSSPS and the Northern Ireland Housing Executive and is managed by Women's Aid Federation Northern Ireland.
- ◆ During 2008/09, the NIO provided funding totalling £85,000 for the provision and management of the service. The range of support offered includes a listening and signposting service and also access to emergency accommodation.
- ◆ In 2008/09, a total of 27,663 callers contacted the helpline, an increase of 15% on the 24,153 callers recorded for the previous year.
- ◆ Of the 27,663 callers in 2008/09, 11,905 (43%) were first time callers.

Chapter 5

Arrests and Cautions

Arrests under the Police and Criminal Evidence (NI) Order 1989
Arrests under the Prevention of Terrorism (Temporary Provisions) Act, the
Northern Ireland (Emergency Provisions) Act, and the Terrorism Act 2000
Cautions
Juvenile Cautions



Arrests under the Police and Criminal Evidence (NI) Order 1989

- ◆ Police powers in Northern Ireland are regulated by the Police and Criminal Evidence (NI) Order 1989 (PACE)¹ and the Code of Practice produced under the Order, often referred to as PACE regulations. These cover police powers such as stop and search, arrest, detention and some aspects of criminal evidence.
- ◆ In 2008/09, a total of 27,095 arrests were made under the Police and Criminal Evidence Order (PACE), only a small increase from the 2007/08 total of 26,611 (Figure 5.1).
- ◆ Of the 27,095 arrests made, 23,363 (86%) were of males; 20,857 (77%) were arrests for notifiable offences.
- ◆ The number of individuals arrested² under PACE Article 3 (the power to stop and search) increased from 1,401 in 2007/08 to 1,809 in 2008/09, an increase of 29%.
- ◆ In 2008/09, 37% (695) of PACE Article 3 arrests² were for drugs and 20% (376) were for stolen property (Figure 5.2).

Figure 5.1: Number of arrests under PACE; 1997/98 – 2008/09

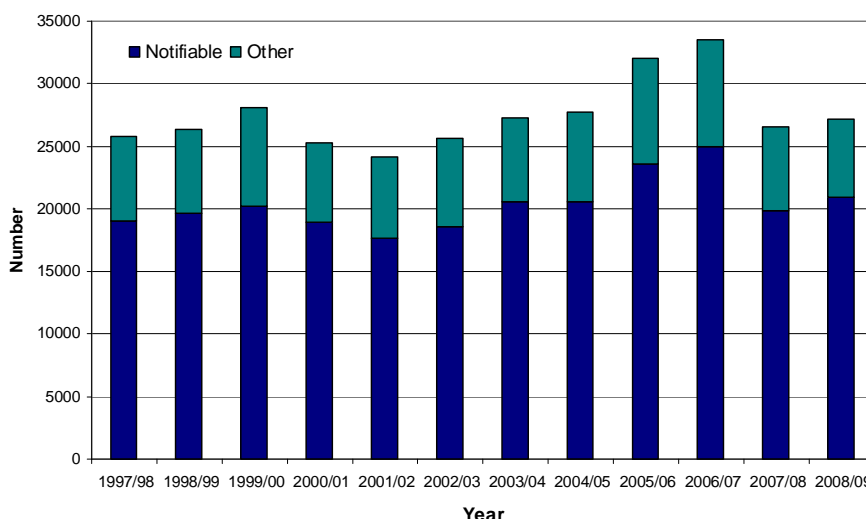
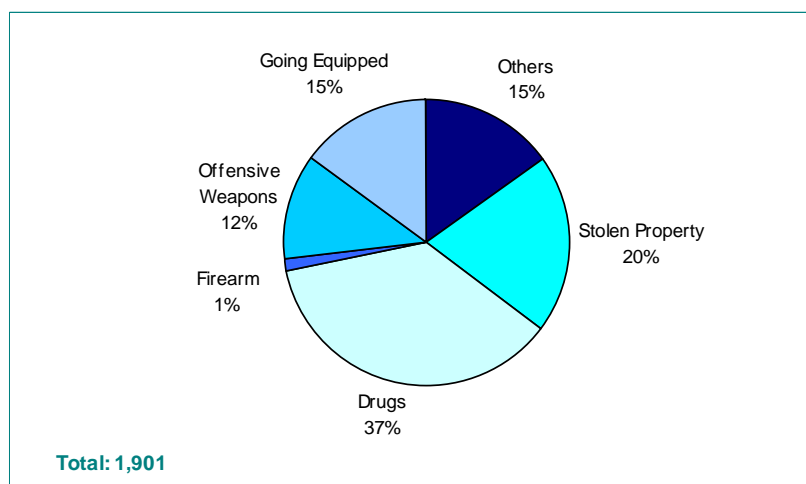


Figure 5.2: Reasons for arrests under PACE Article 3, Persons and vehicles searched - 2008/09



Footnote:

1. Powers to arrest also exist under other statutory provisions, most notably the Public Order (NI) Order 1987.
2. A person can be arrested for more than one reason.

Arrests under the Police and Criminal Evidence (NI) Order 1989 (continued)

- ◆ A total of 16,426 people detained in 2008/09 (61% of all arrests) asked for others to be informed of their arrest, 11,220 asked for a solicitor to be informed (Article 59) and 5,206 asked for a friend, relative or other person to be informed (Article 57) (Figure 5.3).
- ◆ In 2007/08, 18 requests for others to be informed were delayed by a police superintendent's authority under Articles 57(2) and 59(6) (Figure 5.4). No figures are available for 2008/09.

Figure 5.3: Number of requests made for others to be informed of arrest under PACE; 1997/98 – 2008/09

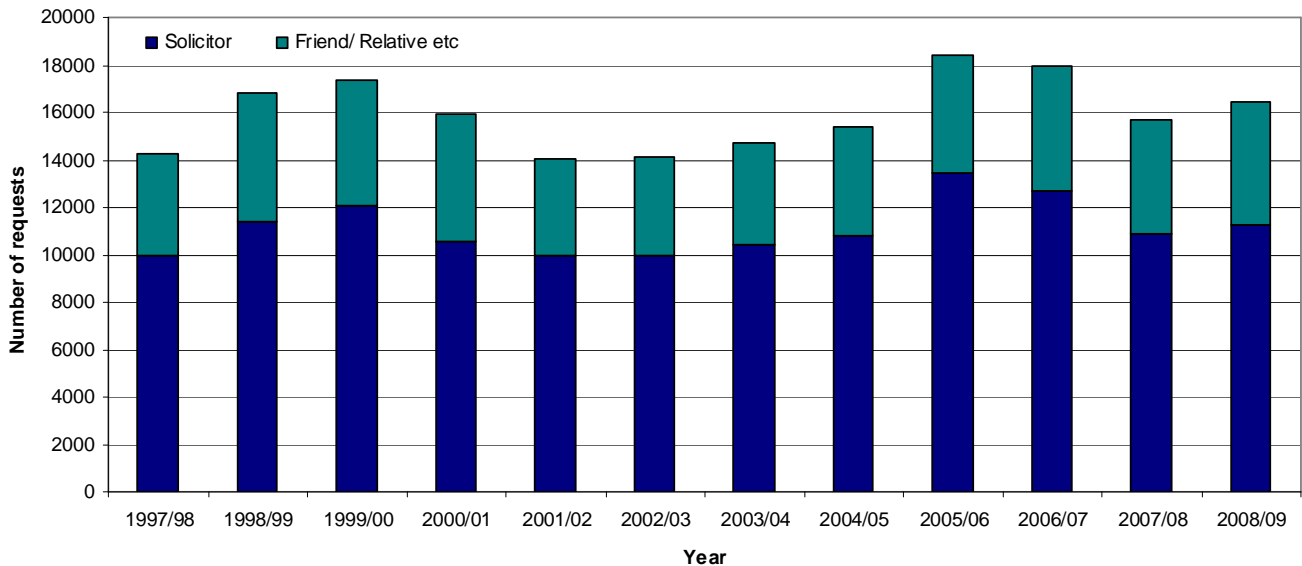
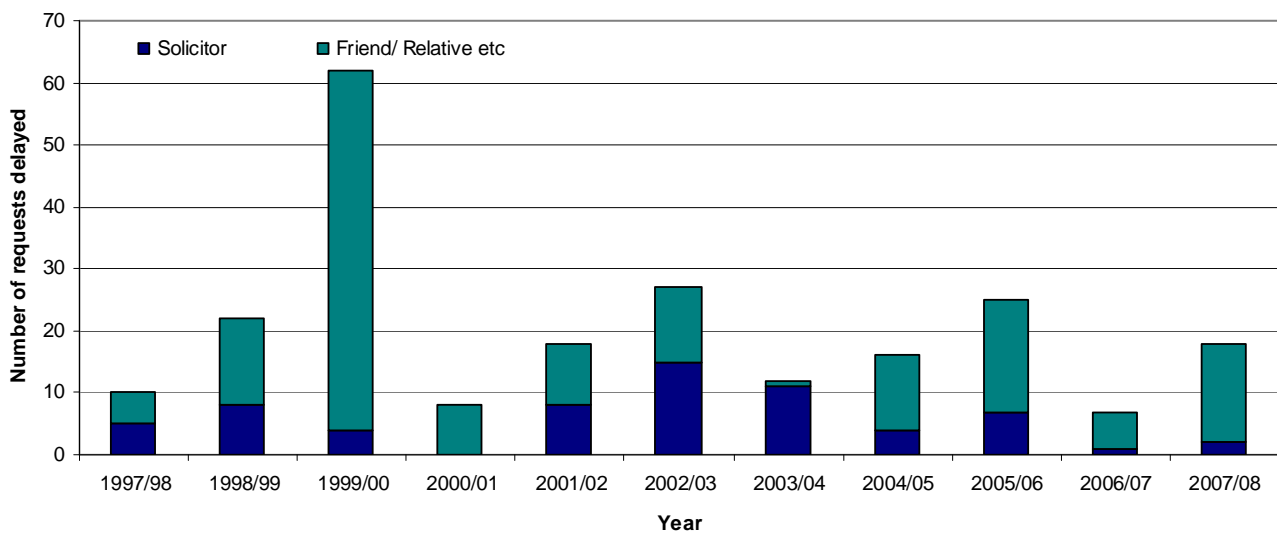


Figure 5.4: Number of requests made for others to be informed of arrest under PACE that were delayed; 1997/98 – 2007/08



Sources: Reports of the Chief Constable 1997/98 – 2008/09

Arrests under the Police and Criminal Evidence (NI) Order 1989 (continued)

- ◆ In 2008/09, there were 80 persons kept in police detention for more than 24 hours and subsequently released without charge, compared with 13 in 2007/08 (Figure 5.5).
- ◆ Fourteen out of 17 individuals detained under warrants of further detention in 2007/08 (Figure 5.6) were subsequently charged. In 2006/07, 25 out of 37 such individuals were charged. Figures for 2008/09 are not available.

Figure 5.5: Number of persons kept in police detention for more than 24 hours and subsequently released without charge; 1997/98 – 2008/09

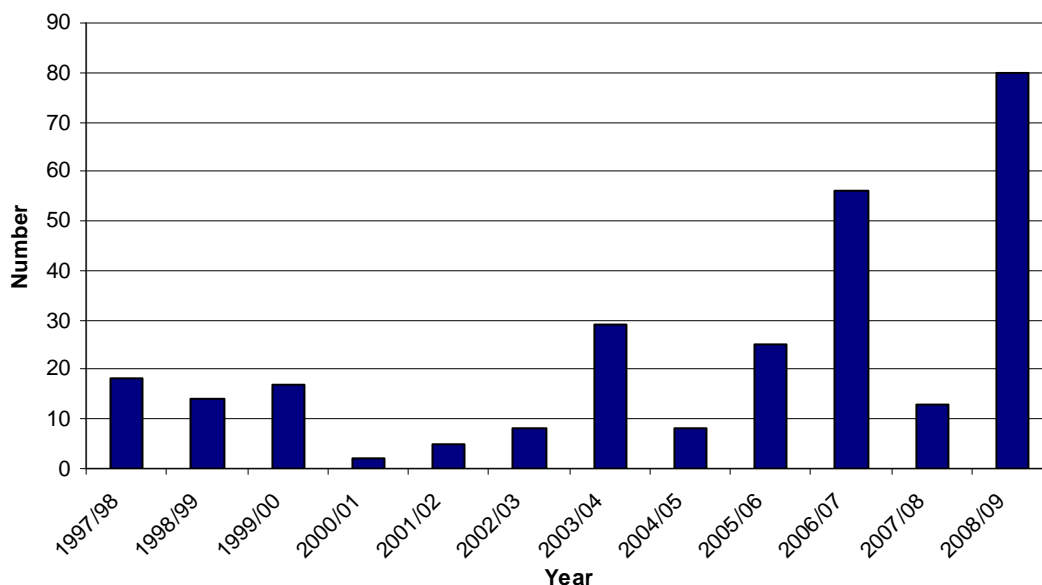
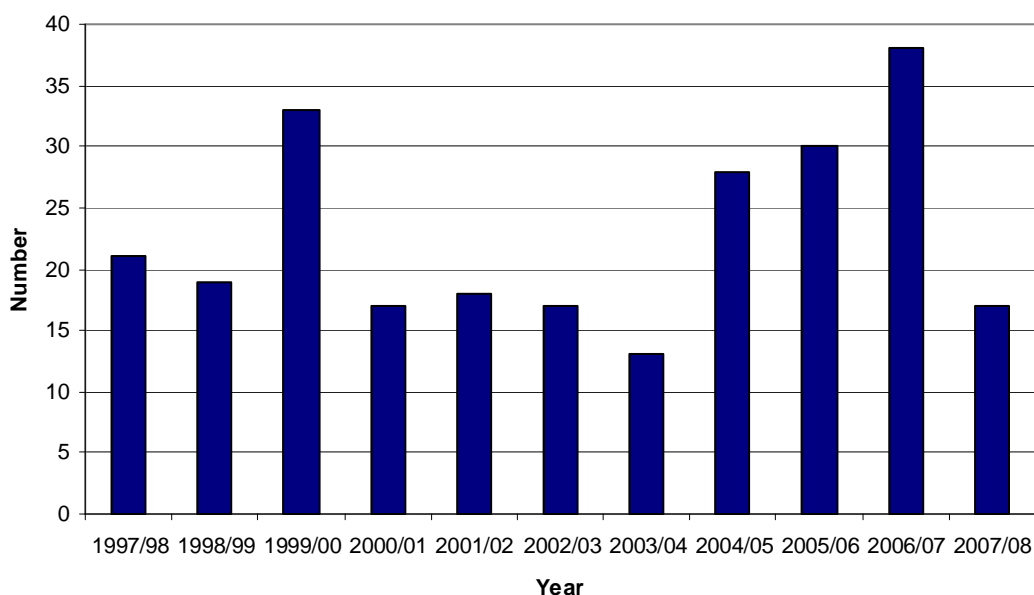


Figure 5.6: Arrest under PACE - Applications to magistrates for warrant of further detention (Article 44); 1997/98 – 2007/08

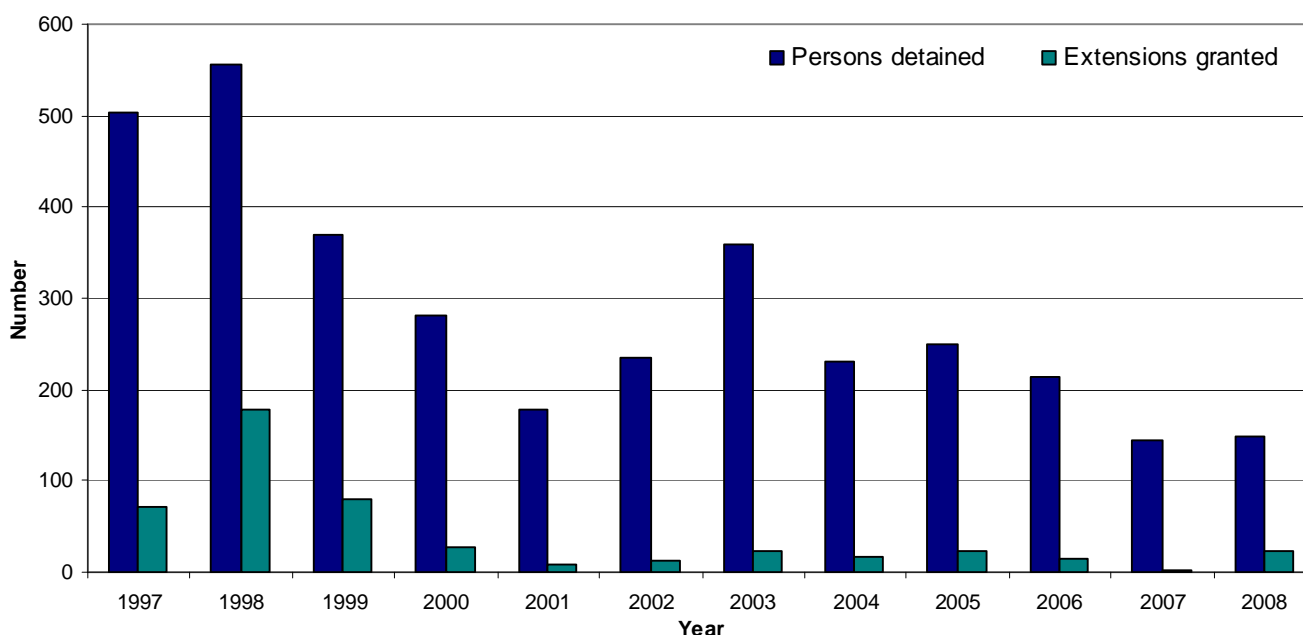


Source: Reports of the Chief Constable: 1997/98 - 2008/09

Arrests under the Prevention of Terrorism (Temporary Provisions) Act (PTA), the Northern Ireland (Emergency Provisions) Act (EPA) and the Terrorism Act 2000

- ◆ The Terrorism Act 2000 received Royal Assent on 20th July 2000 and came into force on 19th February 2001. It provided permanent UK-wide counter-terrorist legislation and reformed and replaced the EPA, PTA and sections one to four of the Criminal Justice (Terrorism and Conspiracy) Act 1998.
- ◆ The temporary provisions contained in Part VII of the Terrorism Act 2000 are required to combat terrorism in Northern Ireland. Subject previously to annual renewal they were due to lapse in February 2006. The Government introduced the Terrorism (Northern Ireland) Bill in October 2005, the main purpose of which was to extend those provisions of Part VII still in effect, until 31st July 2007. The provisions were repealed then as part of the security normalisation programme.
- ◆ The number of arrests under section 41 of the Terrorism Act 2000 rose from 179 in 2001 to 236 in 2002. A rise in 2003 to 359 was followed by a drop in the number of arrests to 230 in 2004. A further rise to 249 arrests in 2005 was followed by a decrease to 215 arrests in 2006 and a further decrease to 145 in 2007 followed by a slight rise to 150 in 2008 (Figure 5.7).
- ◆ In 2008, 24 applications for an extension to detention were granted, a rise from 2 in 2007.

Figure 5.7: Persons detained in Northern Ireland under the Prevention of Terrorism (Temporary Provisions) Acts (1993-18 February 2001) and the Terrorism Act 2000 (19 February 2001-2007)

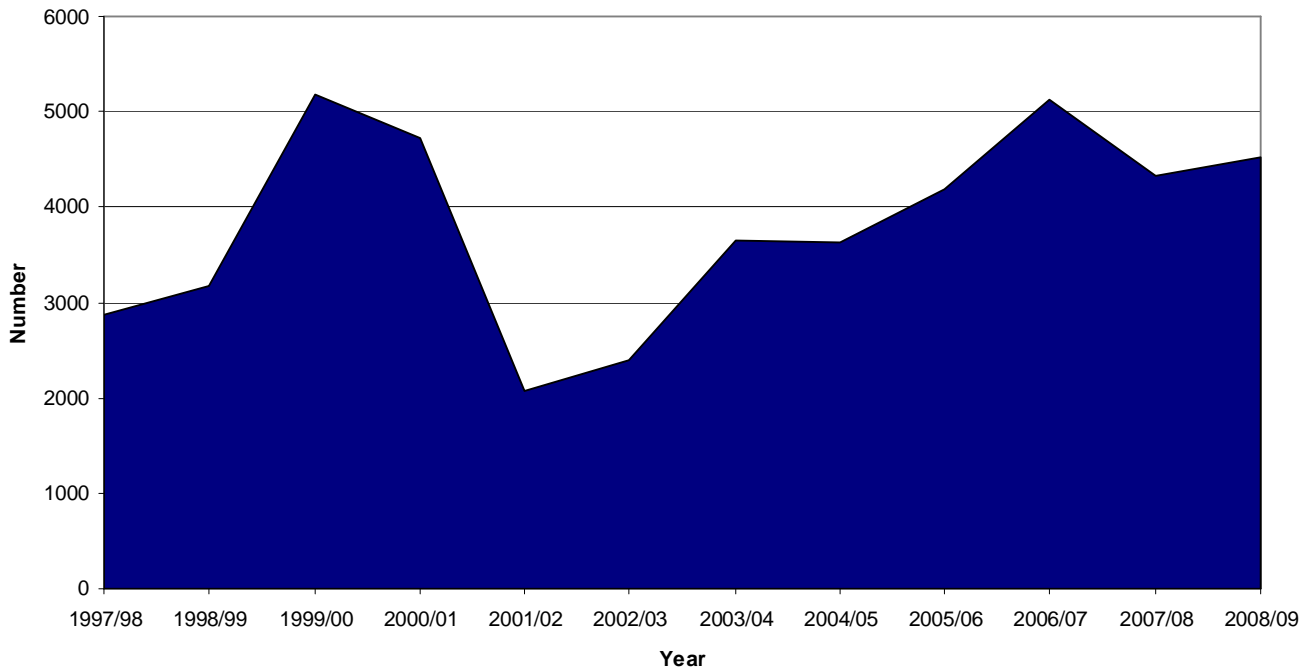


Source: 'Annual Statistics on the Operation of the Northern Ireland (Emergency Provisions) Act 1996 as Maintained by Schedule 1 to the Terrorism Act 2000' NIO Research and Statistical Bulletin 4/2001; 'Northern Ireland Statistics on the Operation of the Terrorism Act 2000: Annual Statistics 2008' NIO Research and Statistical Bulletin 10/2009

Cautions

- ◆ A caution may only be given if the offender admits committing the offence and agrees to be cautioned.
- ◆ In 2008/09, 4,517 notifiable offences were cleared by the use of a caution, a slight rise (4%) on 2007/08 (4,325) (Figure 5.8).

Figure 5.8: Notifiable offences cleared up by the use of a caution; 1997/98 – 2008/09¹



Footnote:

1. Includes juvenile advice and warning

Juvenile Cautions

- ◆ Up until 31st August 2003, the police Juvenile Liaison Scheme dealt with juvenile offenders outside the formal criminal justice system. With effect from 1st September 2003, the police replaced the Juvenile Liaison Scheme with the Youth Diversion Scheme.
- ◆ In July 2007 PSNI's Community Safety Branch introduced a Youth Diversion database that was in a position to collate and extrapolate information pertaining to youth offending/anti-social behaviour in terms of perpetrators and those found to be victims of such behaviour. The database was further upgraded in July 2008, which allowed for more efficient methods of recording and reporting.
- ◆ Between 1st April 2008 and 31st March 2009 a total of 28,007 Youth Diversion Scheme referrals were recorded. Of these, 35% (9,717) were for offence behaviour and the remaining 18,290 (65%) were non-offence behaviour.
- ◆ In the same period the police carried out a total of 2,272 diversionary disposals¹ – 1,213 informed warnings and 1,059 restorative cautions.

Footnote:

1. The above represents police diversionary disposals only and excludes those cases resulting in Youth conferences, prosecution, no prosecution and those pending decision. Referrals also include those who have a victim/witness to a crime.

Chapter 6

Prosecutions

The Public Prosecution Service for Northern Ireland

Diversionary Youth Conferences

Prosecutions: All Courts

Prosecutions: Magistrates' Courts

Prosecutions: The Crown Court

Use of Bail

Criminal Justice Processing

Waiting Times



The Public Prosecution Service for Northern Ireland

- ◆ The Public Prosecution Service for Northern Ireland (PPS) was established in June 2005 by the commencement of the Justice (Northern Ireland) Act 2002. The Act defines the Public Prosecution Service, its statutory duties and commitments and the legislative framework within which it provides its services.
- ◆ The PPS is the principal prosecuting authority in Northern Ireland and is responsible for all criminal cases previously prosecuted by the former Department of the Director of Public Prosecutions (DPPNI) and the Police Service of Northern Ireland (PSNI). In addition to taking decisions as to prosecution in all cases initiated or investigated by the police in Northern Ireland, it also considers cases initiated or investigated by other statutory authorities, for example, HM Revenue and Customs.
- ◆ The PPS is headed by the Director of Public Prosecutions for Northern Ireland. The Director is appointed by, and discharges his functions, under the superintendence of the Attorney General for Northern Ireland.
- ◆ In addition to the PPS's primary role in reaching decisions as to prosecution and for the conduct of criminal proceedings, a range of other services is available. These include:
 - ◆ provision of prosecutorial and pre-charge advice to police;
 - ◆ review of all charges prior to submission to court;
 - ◆ an enhanced service to victims and witnesses;
 - ◆ production and issue of summonses; and
 - ◆ the conduct by PPS lawyers of all prosecutions in the magistrates', youth and county courts (Appeals).
- ◆ A range of diversionary options has also been developed for dealing with offenders other than through prosecution. These include restorative cautioning, informed warnings and youth conferencing.
- ◆ The PPS was implemented over a number of phases. Full implementation was achieved in October 2007. For further information, please refer to the PPS website at www.ppsni.gov.uk.
- ◆ The PPS is a regionally based organisation. There are four PPS regions (Belfast; Eastern; Northern; and Western and Southern) which are coterminous with one or more court divisions.
- ◆ Overall the PPS handles approximately 60,000 cases each year.

Diversionsary Youth Conferences

- ◆ Following establishment of the Youth Conference Service in December 2003, young people who admit their offence can be referred by the PPS for a pre-court diversionary conference. The PPS must be satisfied that the young person accepts responsibility for the offence and that he/she consents to attend the conference. Consent and responsibility are vital given that the practical implication is an agreement to forego the court process and the right to trial. Table 6.1 shows the number of diversionary and court ordered plans approved since April 2004.

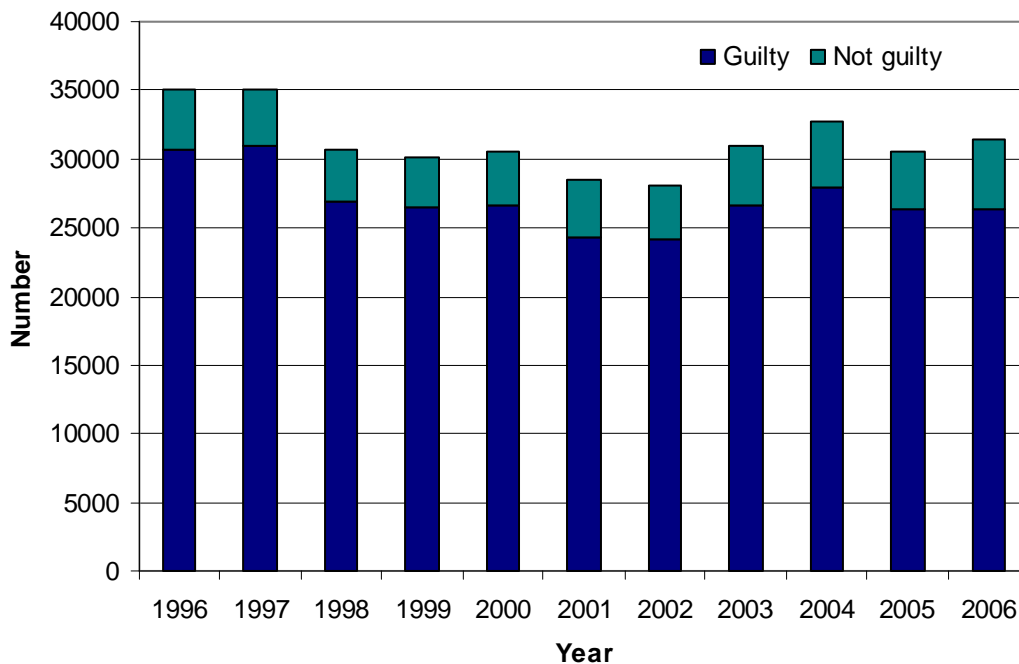
Table 6.1: Number of diversionary and court ordered plans approved; 2004/05 – 2008/09

	Diversionsary	Court	Total
2004/05	64	62	126
2005/06	92	214	306
2006/07	356	541	897
2007/08	586	764	1,350
2008/09	590	644	1,234

Prosecutions: All courts

- ◆ In 2006, 31,374 persons were proceeded against at the criminal courts in Northern Ireland, a 2% increase on 2005 (30,609).
- ◆ 84% (26,363) of all those proceeded against were found guilty (Figure 6.1).
- ◆ 87% (27,199) of all those prosecuted were male.
- ◆ Juveniles (10-17 year olds) accounted for 5% (1,643) of all those prosecuted.

Figure 6.1: Persons proceeded against at all courts by finding; 1996-2006¹



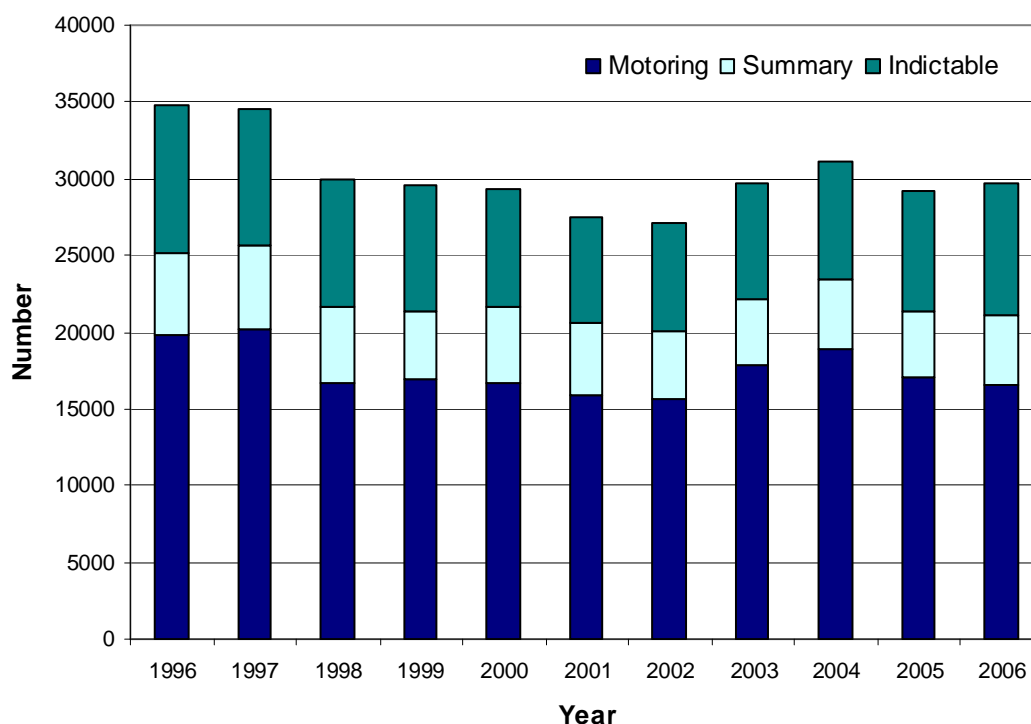
Footnote:

1. Excludes those committed for trial on bail or custody.

Prosecutions: Magistrates' courts

- ◆ In 2006, the number of defendants proceeded against at magistrates' courts was 29,749, an increase of 2% from 2005 (29,181).
- ◆ In 2006, 8,582 (29%) were prosecuted for indictable offences, 4,573 (15%) for summary offences and 16,594 (56%) for motoring offences (Figure 6.2).
- ◆ Of all those prosecuted at magistrates' courts in 2006, 25,028 (84%) were convicted.
- ◆ Motoring prosecutions were most likely to result in a conviction (14,959; 90%) followed by summary prosecutions (3,574; 78%) and indictable prosecutions (6,495; 76%).
- ◆ 86% (25,698) of all those proceeded against at magistrates' courts were male.
- ◆ Juveniles accounted for 5% (1,619) of all those proceeded against at magistrates' courts.

Figure 6.2: Persons proceeded against at magistrates' courts by offence category; 1996-2006



Source: NIO Statistics and Research Branch

Prosecutions: The Crown Court

- ◆ 1,625 defendants were proceeded against at the Crown Court in 2006, 14% more than in 2005 (1,428).
- ◆ Out of those prosecuted in 2006, 82% (1,335) were found guilty (Figure 6.3).
- ◆ 92% (1,501) of those proceeded against at the Crown Court were male.
- ◆ Of all persons proceeded against at the Crown Court, 25% (403) were prosecuted for offences of violence against the person, while drug offences (170)¹ and sexual offences (163)¹ each accounted for 10% (Figure 6.4).

Figure 6.3: Persons proceeded against at the Crown Court by finding; 1996-2006

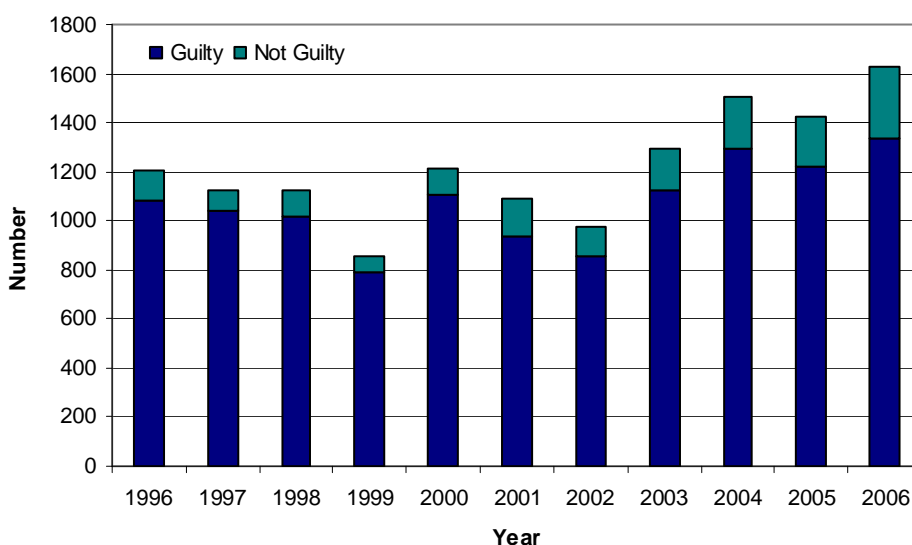
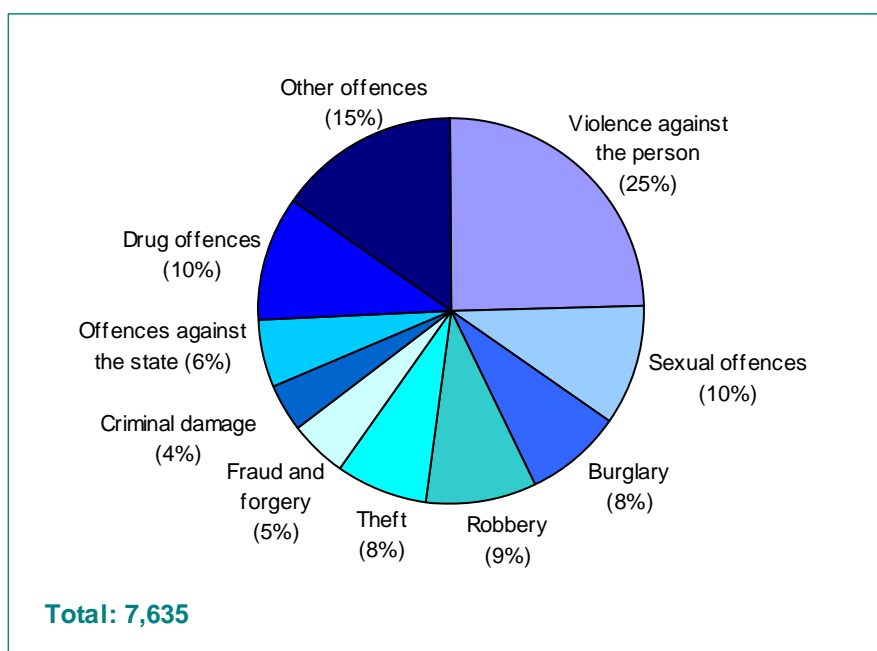


Figure 6.4: Persons proceeded against at the Crown Court by offence classification; 2006²



Footnotes:

1. Both figures account for 10% due to rounding.
2. Other offences include some summary and motoring offences.

Use of Bail

- ◆ There were 1,930 applications for bail in the High Court during 2008. Of the 1,356 applications disposed of in court, 46% (629) were granted, 45% (610) were refused and the remaining 9% (117) disposed of had other outcomes (adjourned, revoked, dismissed or withdrawn).

Criminal Justice Processing

- ◆ The Crown Court deals with all cases committed for trial by magistrates' courts. Cases for trial are heard before a judge and jury. There were a total of 1,733 defendants¹ disposed of in the Crown Court during 2008. This is a decrease of 5% compared with the 1,818 defendants disposed of in 2007.

Waiting Times

- ◆ In 2008 the average Crown Court waiting time between committal to start of trial was 134 days (approx. 19 weeks) and between conviction to disposal was 48 days².

Footnotes:

1. Includes defendants charged with non-police offences and a combination of charges.
2. Excludes defendants who had a bench warrant or deferred sentence.

Chapter 7

Offenders

Convictions and Conviction Rates

All Offenders

Juvenile Offenders

Other Types of Offending: Fixed Penalty Notices

Other Types of Offending: Non-police Prosecutions

Re-offending Behaviour

Offender Programmes - The Probation Board for Northern Ireland:

Initiatives and Partnerships

Public Protection Arrangements, Northern Ireland

Voluntary Bodies Dealing with Offenders



Convictions and Conviction rates

- ◆ In 2006, 84% (26,363) of persons prosecuted were found guilty at all courts in Northern Ireland - 22,935 (87%) males and 3,428 (13%) females.
- ◆ The overall rate of conviction at all courts in 2006 was 174 per 10,000 population. The rate for males, 312 per 10,000 population, was considerably higher than that for females – 44 per 10,000 population.
- ◆ In 2006, the rate of conviction for males was highest for those aged 18-21 (929 per 10,000 population) whilst the rate for females was highest for those aged 25-29 (99 per 10,000 population). For both males and females, the rate thereafter declines steadily with age (Figure 7.1).

Figure 7.1: All courts' rate of conviction per 10,000 population by age and gender; 2006¹

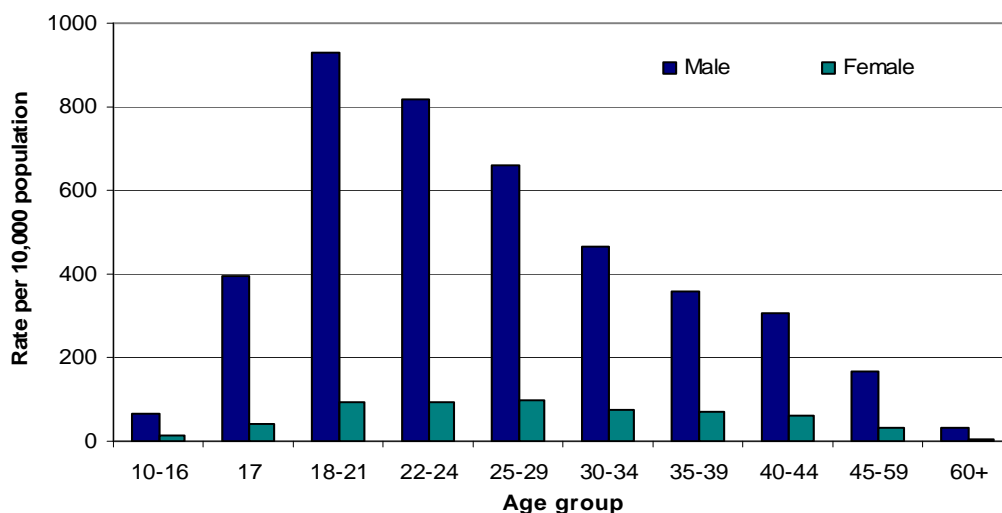
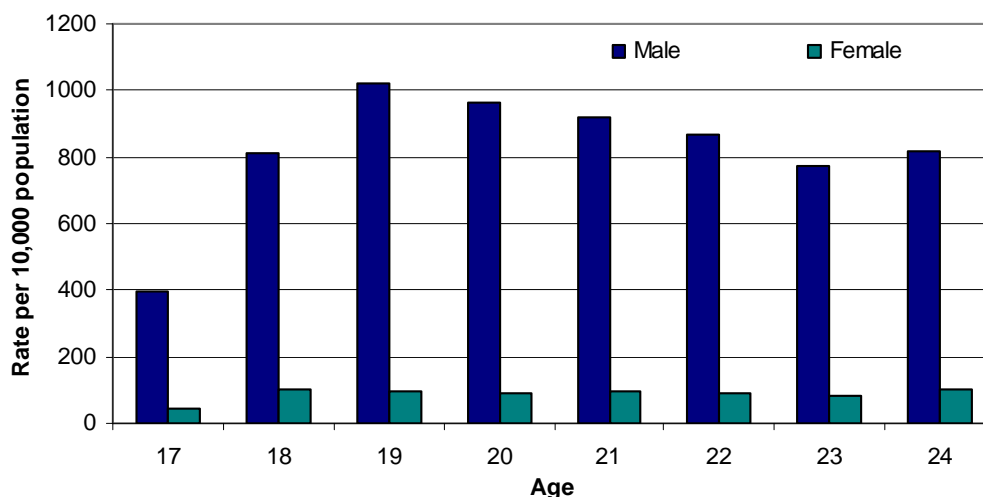


Figure 7.2: All courts' rate of conviction per 10,000 population for those aged 17-24 years by gender; 2006



Footnote:

1. Rates exclude those offenders for whom age information is not available.

All Offenders

- ◆ The number of persons convicted in 2006 (26,363) was similar to the previous year (26,255) (Figure 7.3).
- ◆ In 2006, 57% (15,083) of convictions were for motoring offences, 29% (7,635) for indictable offences and the remaining 14% (3,645) for summary offences.
- ◆ Indictable convictions were mainly for offences of violence against the person (2,296, 30%), theft (1,728, 23%) and criminal damage (1,295, 17%) (Figure 7.4).

Figure 7.3: Persons convicted of all offences at all courts; 1996-2006

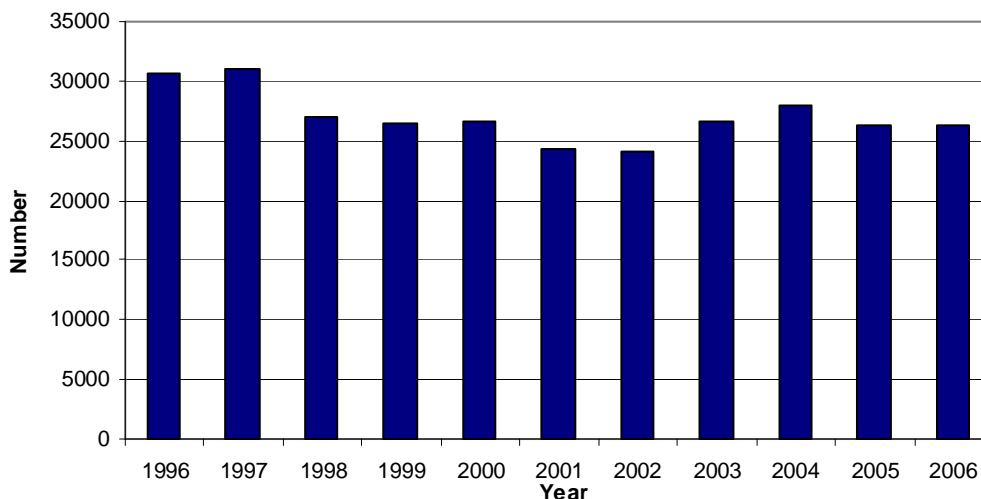
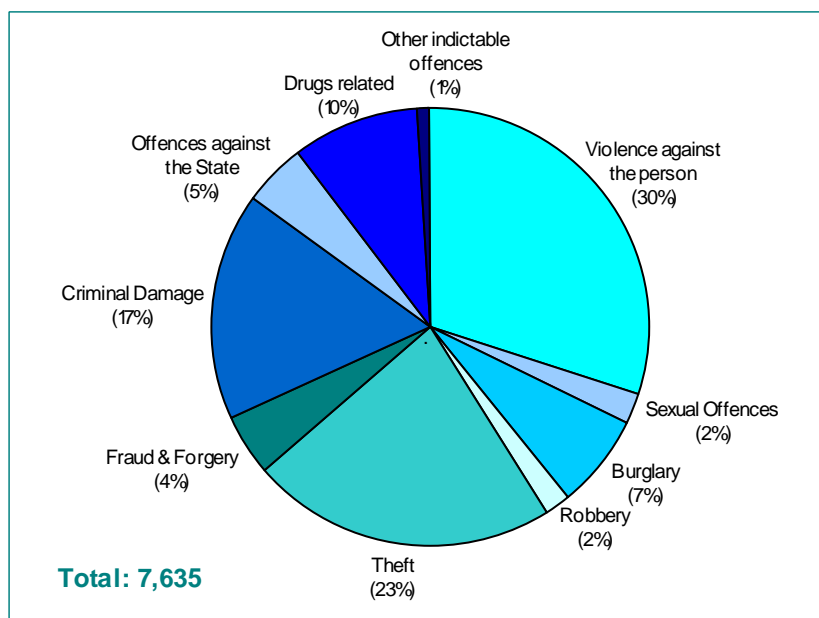


Figure 7.4: Persons convicted of indictable offences at all courts by offence classification; 2006



Source: NIO Statistics and Research Branch

Juvenile Offenders

- ◆ In 2006, 1,273 juveniles (persons under the age of 18) were convicted at all courts, 785 (62%) for indictable offences, 258 (20%) for summary offences and 230 (18%) for motoring offences (Figure 7.5).
- ◆ 1,108 males (87%) were convicted in 2006 compared with 165 females (13%).
- ◆ Most indictable juvenile convictions in 2006 were for criminal damage (240, 31%), theft (202, 26%) and violence against the person (152, 19%) (Figure 7.6).

Figure 7.5: Juveniles convicted of all offences by offence category; 2006

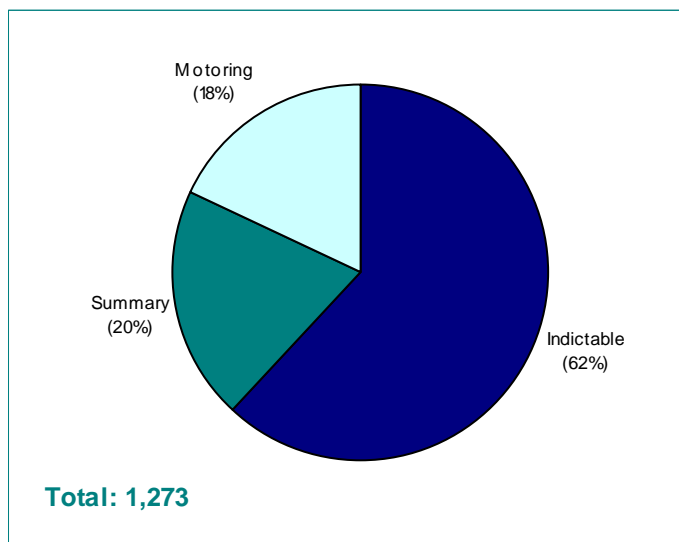
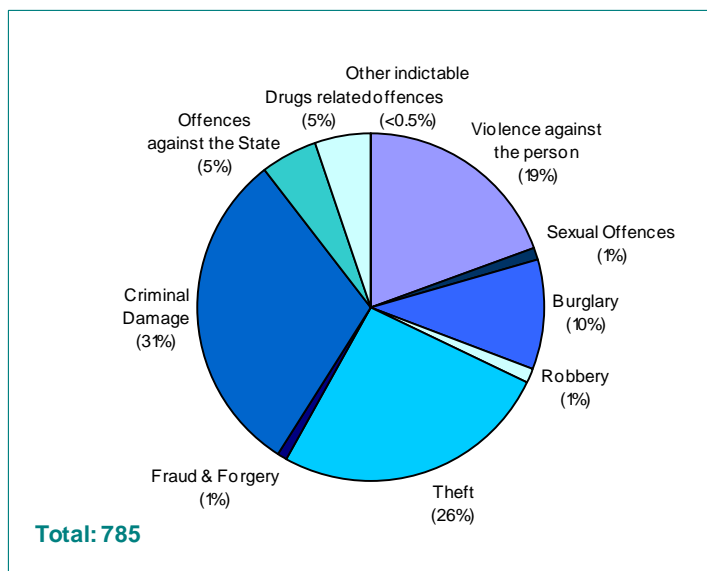


Figure 7.6: Juveniles convicted of indictable offences at all courts by offence classification; 2006

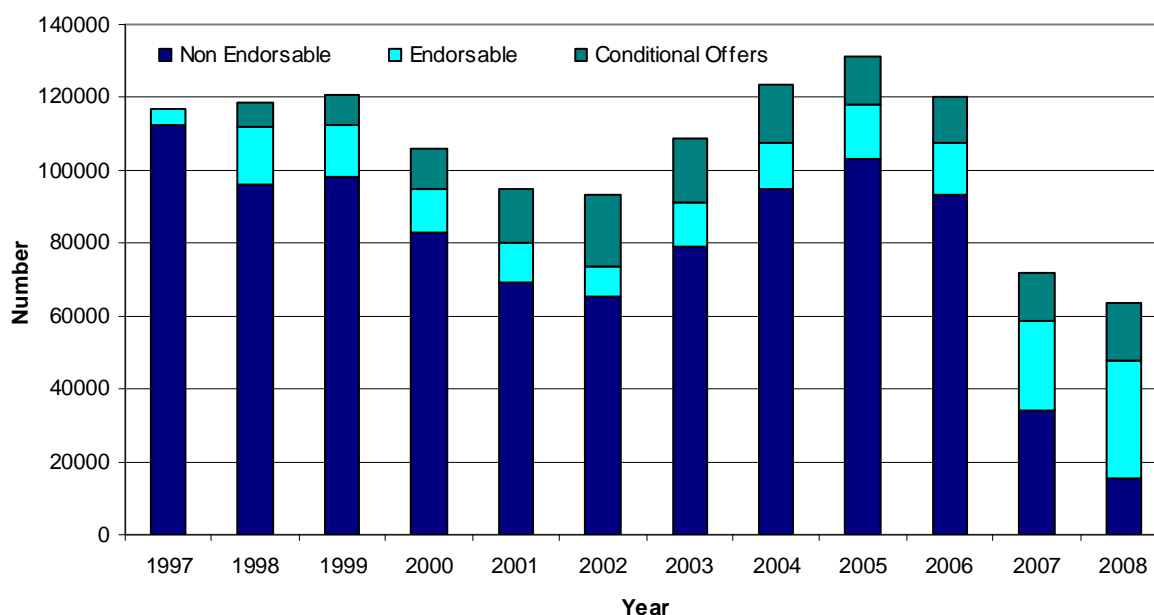


Source: NIO Statistics and Research Branch

Other Types of Offending: Fixed Penalty Notices

- ◆ Until 30th September 1997 only non-endorsable fixed penalty notices were issued by police and traffic wardens. The Road Traffic Offenders (NI) Order 1996 introduced provision for police to issue endorsable fixed penalty notices and conditional offers which, in addition to a higher fine, involve penalty points being endorsed on the offender's driving licence.
- ◆ Essentially the fixed penalty system consists of the following three distinct processes:
- ◆ **Non-Endorsable Fixed Penalty Notices:** attracting a fine but no endorsement of the offender's driving licence. In 2007 a number of non-endorsable offences were changed to endorsable offences e.g. 'failing to wear a seat belt as a driver' and 'breach of temporary speed limit'.
- ◆ **Endorsable Fixed Penalty Notices:** attracts a £60 fine and in the majority of cases a minimum of 3 penalty points. If the offender accrues more than 11 penalty points within three years, he or she will be disqualified from driving for a minimum of six months.
- ◆ **Conditional Offer Scheme:** the 1996 Order allows offences to be investigated after their detection. Thus when an offence is recorded on camera, a 'notice of intended prosecution' will be forwarded to the vehicle owner, requiring them to identify the driver at the time of offence. The driver may then be sent a 'conditional offer'. The recipient has 28 days in which to discharge the appropriate £60 fine and have 3 points endorsed on his driving licence or to opt for a court hearing.
- ◆ The Traffic Management (NI) Order 2005 came into effect on the 30th October 2006. The effect of this legislation was to decriminalise the vast majority of parking and waiting offences in Northern Ireland. Accordingly, the responsibility for enforcement of these parking and waiting restriction offences transferred from the Police Service of Northern Ireland to DRD Roads Service. Roads Service subsequently appointed National Car Parks Ltd. to undertake responsibility for the enforcement of this legislation and for the management of the enforcement staff, now known as Traffic Attendants.
- ◆ As a result of the new legislation, outlined above, the total number of fixed penalty notices issued fell from a high of 120,098 in 2006 to 63,623 in 2008. Over half (51%) of these fixed penalty notices were endorsable (32,277), 24% were non-endorsable (15,377) and a quarter (25%) were under the conditional offer scheme (15,969).

Figure 7.7: Fixed penalty notices issued by the police and traffic wardens/attendants; 1997 – 2008



Other Types of Offending: Non-Police Prosecutions

- ◆ Court proceedings are also instituted by a range of government departments and agencies, some examples of which are given below. Offences are mostly of a regulatory nature and involve failure to comply with a range of fee-paying or licensing requirements. Payment of rates, and driver/vehicle licences are obvious examples.

In 2007/08:

- ◆ Driver and Vehicle Agency instituted 7,130 proceedings for the unlicensed using or keeping of a vehicle, with 2,109 convictions being obtained. A further 11,225 mitigated penalties were paid prior to court action.

In 2008/09:

- ◆ The Social Security Agency undertook 536 successful prosecutions for benefit fraud, continuing the upwards trend from 394 in 2007/08 and 289 in 2006/07.
- ◆ On 1st April 2008 Land and Property Services was formed. This new executive Agency, within the Department of Finance and Personnel, comprises the former Rate Collection Agency (RCA), Valuation and Lands Agency (VLA), Land Registers of Northern Ireland (LRN) and Ordnance Survey of Northern Ireland® (OSNI®). In 2008/09, 46,611 court processes and 15,019 decrees issued compared with 29,114 court processes and 9,132 decrees issued in 2007/08.

In 2009:

- ◆ Translink (NI Railways) undertook 206 successful prosecutions, up almost 28% from 161 in 2008.
- ◆ There were 180 prosecutions undertaken by DCAL¹ for violation of fisheries legislation. In addition the Loughs Agency, who have jurisdiction in the Londonderry and Newry areas, undertook another 62 cases in 2009. In 2008 the Fisheries Conservancy Board (NI) had 321 prosecutions.

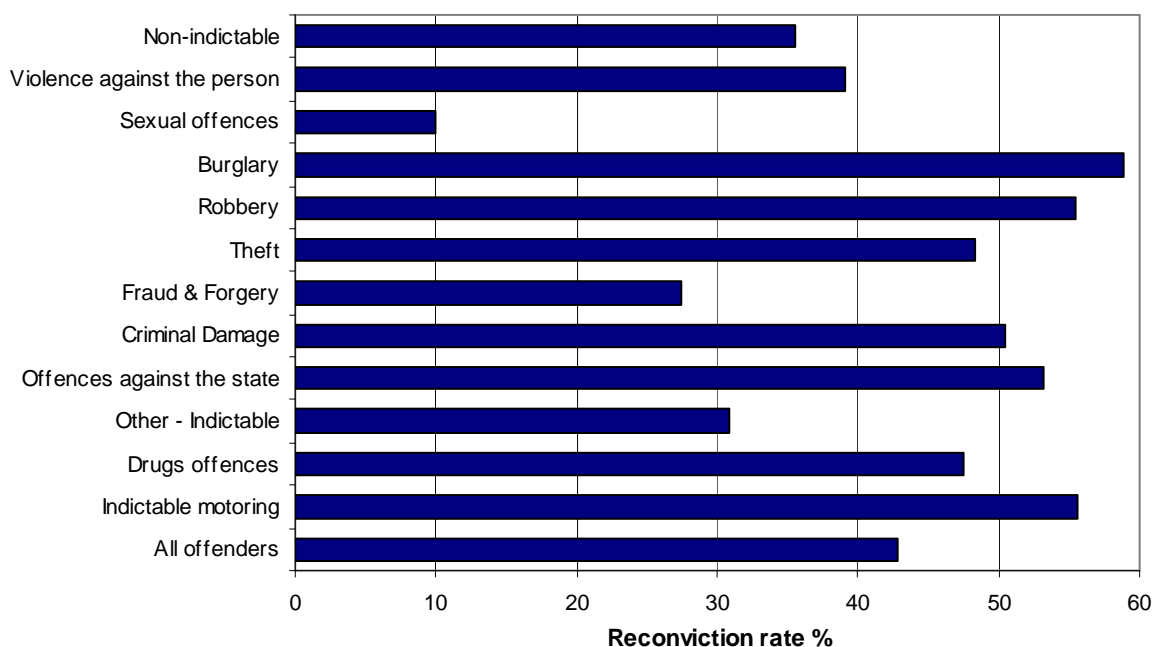
Footnote:

1. DCAL became responsible for this area on 1st June 2009 when the Fisheries Conservancy Board (NI) was officially transferred.

Reoffending Behaviour

- ◆ Reoffending has historically been measured by comparing the actual reconviction rate (used as a proxy measure for reoffending) against the predicted reconviction rate. The latest progress, based on the 2005 cohort, on this Public Service Agreement (PSA) was published in June 2008. The overall two year reconviction rate for the 2005 cohort of offenders (all adult and juvenile offenders) was 42.8%, and the predicted two year reconviction rate for the same cohort was 45.9%; this represents a reduction of 6.8%.
- ◆ The overall reconviction rate is a composite of two distinct groups of offenders, those offenders who commenced community supervision and those who were released from custody. Of the 1,435 offenders commencing community supervision, 38.4% (551) were reconvicted within two years; the predicted reconviction rate for this cohort was 43.0%, representing a reduction of 10.7%. Of the 892 offenders released from custody, 49.8% (444) were reconvicted within two years; the predicted reconviction rate for this cohort was 50.5%, representing a reduction of 1.4%.
- ◆ Figure 7.8 details the two year reconviction rates of offenders discharged from custody or given a community disposal during 2005 following different types of offences.

Figure 7.8: Two year reconviction rate by baseline offence type (2005 cohort)



Source: "Reconviction in Northern Ireland: Results from the 2005 cohort". NIO Research and Statistical Bulletin 8/2008

Offender Programmes - Probation Board for Northern Ireland: Initiatives and Partnerships

- ◆ The Probation Board for Northern Ireland (PBNI) is a non-departmental public body funded by the Northern Ireland Office. Its aim is to 'reduce crime and the harm it does by challenging and changing offender behaviour'.
- ◆ The Probation Board works with a broad spectrum of offenders, ranging from minor first time offenders, to prolific, serious violent/sexual offenders. At any time PBNI will be working with over 4,000 people who are subject to a range of court sentences. Annually the organisation writes approximately 6,000 pre-sentence reports. PBNI is responsible for the supervision of people subject to Combination Orders, Community Service Orders and Probation Orders. Additionally, Probation undertakes a significant role in risk assessment while offenders are in custody, and on release, supervises Juvenile Justice Centre Orders, Custody Probation Orders and people subject to licence requirements (licences transferred from other jurisdictions, Life Licences, and Sex Offender Licences). PBNI also has responsibility for supervising offenders subject to the new sentences created by the Criminal Justice Order (NI) 2008; Indeterminate Custodial Sentences, Extended Custodial Sentences and Determinant Sentences.
- ◆ PBNI supervises all offenders on the basis of agreed Northern Ireland standards. It is the role of the Probation Board to challenge offending behaviour, to hold offenders to account and to help them change their attitudes and behaviour by addressing issues in their lives that have contributed to their involvement in crime. The Probation Board works in partnership with other criminal justice agencies, government departments and the voluntary and community sectors. Independently and within these partnerships PBNI offers a range of programmes for adults and young people aimed at challenging and changing offender behaviour required to reduce the likelihood of re-offending.

Public Protection Arrangements in Northern Ireland

- ◆ Public protection arrangements in Northern Ireland refer to the arrangements established for the risk management of sexual and violent offenders and certain potentially dangerous persons whose assessed risks require multi-agency input to the delivery of individual risk plans. The Public protection arrangements in Northern Ireland are not the responsibility of a statutory body but are a set of arrangements through which agencies can work together and share information, in discharging their statutory responsibilities, to protect the public in a co-ordinated manner.
- ◆ The arrangements comprise four core functions:
 - ◆ the identification of relevant sexual offenders, violent offenders and potentially dangerous persons;
 - ◆ the sharing of relevant information among core functions;
 - ◆ the assessment of risk; and
 - ◆ the management of risk.
- ◆ The Police Service of Northern Ireland (PSNI) has a statutory responsibility for public protection and has a key role in protecting the public from violent offenders, sex offenders and potentially dangerous persons (PDPs). A PDP is a person who has been interviewed by police for a sexual offence against a child or a serious sexual assault on an adult and who has been charged or is in the process of being prosecuted for that offence.
- ◆ Public protection arrangements in Northern Ireland are used to manage offenders and potentially dangerous persons who are assessed as having a Category 3 or Category 2 level of risk of serious harm.
- ◆ Persons who have been assessed as a Category 3 level of risk, are offenders who have a previous offending history (or current alleged offending in the case of potentially dangerous persons) and whose current behaviour and circumstances present compelling evidence that they are highly likely to cause serious harm through carrying out a contact sexual or violent offence.
- ◆ All Category 3 Offenders are risk managed by the co-located public protection team (PPT) that is based at Seapark, Carrickfergus. The PPT is staffed by Police Officers and Probation Officers.
- ◆ Persons who have been assessed as a Category 2 level of risk, are offenders who have a previous offending history (or current alleged offending in the case of potentially dangerous persons) and whose current behaviour and circumstances present clear and identifiable evidence that they could cause serious harm by carrying out a contact sexual or violent offence.
- ◆ Persons who have been assessed as a Category 1 level of risk, have a previous offending history (or current alleged offending in the case of potentially dangerous persons), but current behaviour and current circumstances present little evidence they will cause serious harm.
- ◆ The PSNI has established 8 Public Protection Units (PPUs), one in each police district, which have responsibility for the risk management of all Category 2 and Category 1 offenders.
- ◆ Each offender is assigned a designated risk manager (DRM), usually a police officer from the local district PPU or, in the case of Category 3 offenders, the co-located PPT. The DRM is responsible for co-ordinating all the elements of the offenders risk management plan and ensuring that it is delivered when and as agreed. Issues such as where an offender lives, who he is in contact with or associating with, treatment programs, training and employment etc. will all be addressed in the risk management plan.

Public Protection Arrangements in Northern Ireland (continued)

- ◆ Each Category 3 & Category 2 offender's case is periodically reviewed at a Local Area Public Protection Panel (LAPPP) meeting. This meeting is attended by representatives of the PSNI, PBNI and Social Services. At each LAPPP meeting the offender is risk assessed and a risk management plan is agreed for each offender; the DRM represents the PSNI at each LAPPP meeting and delivers a report to the panel detailing their contact with the offender, risk assessments completed and any other issues arising from the risk management plan.
- ◆ Category 3 Offenders are reviewed at a LAPPP meeting every 4 weeks and Category 2 offenders are reviewed at a LAPPP meeting every 12 weeks. Category 1 offenders are reviewed and managed independently by the PSNI PPUs.
- ◆ The Public Protection Arrangements NI Administration Unit based at Seapark, Carrickfergus is responsible for maintaining all records of Local Area Public Protection Panel (LAPPPs) meetings and ensuring all actions arising from the meetings are disseminated to the necessary agencies. Probation staff undertake the role of chairperson for these panels.
- ◆ PBNI assesses and then contributes to the management of risk posed by sexual and violent offenders in the community in order to help protect the public from harm and reduce re-offending. Probation officers supervise many offenders who are subject to public protection arrangements in Northern Ireland.
- ◆ PBNI staff work directly with offenders in their day-to-day management and supervision, alongside police and prison colleagues. PBNI also work with offenders while they serve their prison sentences and those who have been made subject to various legislative orders and licences.

Voluntary Bodies Dealing with Offenders

The Northern Ireland Association for the Care and Resettlement of Offenders (NIACRO)

- ◆ NIACRO (the Northern Ireland Association for the Care and Resettlement of Offenders) was established in 1971. It has over 80 staff, more than 200 volunteers and an annual turnover of £3.3 million.
- ◆ NIACRO's mission is: working to reduce crime and its impact on people and communities. Its vision statement is to be acknowledged as making a unique contribution to the development of a society in which the rights and needs of everyone, including offenders, are equally respected.

Areas of work include:

- ◆ **Working with communities:** NIACRO supports communities to develop strategies and plans to reduce crime and the fear of crime in their area. The strategies are based on inclusion, tolerance and partnership. Through the work in this area NIACRO contributes to the NIO's Community Safety Strategy.
- ◆ **Working with children and young people who offend:** NIACRO believes that child offending can be reduced by diverting children and young people to services which help them make positive changes in their lives. Projects in this area include mentoring and befriending for young people at risk of offending or reoffending, those leaving care, representation of young people in custody, and employability programmes.
- ◆ **Working with offenders and ex-prisoners:** Offenders and people leaving prison face many barriers to getting back into life in the community. The programmes NIACRO runs in this area help people develop a more stable lifestyle, including preparation for employment and training.
- ◆ **Prisoners, their families and children:** Imprisonment disrupts family life, and the children of prisoners are themselves more likely to offend. Strengthening and restoring positive relationships help prisoners get back into the community. NIACRO offers advice, advocacy and information on things like benefits, debt and housing, and deals with over 2,000 enquiries a year. NIACRO supports families by arranging transport to and from prisons, running visitor centres and supporting one-to-one visits between prisoners and their children.
- ◆ **Influencing policy makers and the general public:** NIACRO has unique experience in working as a non-governmental organisation within the criminal justice system. It puts that experience at the disposal of policy-makers through regular meetings with the heads of the main criminal justice organisations and by responding in detail to policy consultations. NIACRO also publishes a quarterly newsletter, NIACRO News.

EXTERN

- ◆ Extern is a charity, working with partners, providing high quality, innovative and community based services for people who have complex needs. Most of their clients are referred by the Northern Ireland Health and Social Services Trusts, the Probation Board for Northern Ireland and the Northern Ireland Housing Executive. In 2008/09 Extern received over £8.5 million from a range of government departments and agencies.

Examples of children's services include:

- ◆ **Family and Child Empowerment Services:** A multi-agency initiative aimed at providing intensive support to young people aged 8-13 years who have experienced difficulty within the education system and are at risk of developing anti-social behaviours and being received into the care system.
- ◆ **Independent Visitors Scheme:** Providing one-to-one support and to "assist, advise and befriend" children who are within the care system.
- ◆ **Intensive Support Fostering:** Providing an intensive support fostering placement to young people aged 12-18, who are at substantial risk of requiring secure accommodation.
- ◆ **Inside Out:** An intensive bail support project working with young people aged 10-17 years who would otherwise have been remanded in custody. This service is provided across Northern Ireland.

Voluntary Bodies Dealing with Offenders (continued)

- ◆ **Coaching:** This new service, funded by the Youth Justice Agency, will provide intensive support to young people referred by the Priority Offending Team.
- ◆ **Janus:** Intensive one-to-one support is provided to young people aged 13-17 years who are in the community or within the care system and whose behaviour is very challenging, posing a risk to themselves or to others (service concluded in March 2009).
- ◆ **Linden Services:** An holistic approach to working with children and young people with challenging behaviours and with their families, which includes a children's residential unit and intensive therapeutic work.
- ◆ **Multi-Systemic Therapy:** This service is provided to young people from the Linden unit and to those referred by Social Services in the Northern Health and Social Care Trust.
- ◆ **Linx:** A programme that provides intensive support for high risk young people, aged 13-17 years, and their families, by providing a tailored intensive service that will maintain the young person within the community.
- ◆ **Passport/Early Years:** Provides support in a group setting to children aged 8-12 years, who are at medium to high risk of reception into residential care or custody, or who are assessed as being a child in need.
- ◆ **Pathways:** An alternative education programme that works with up to 36 young people aged 15-16 years in North Belfast who are at risk of being excluded from mainstream education and who may also be at risk of offending, or entering into care custody.
- ◆ **Strength to Strength:** A community-based intervention provided to children aged 8-13, and their families, who are assessed as being 'in need' and where the children are vulnerable to offending and anti-social behaviour.
- ◆ **Summer Camp:** Provides a social, educational, cultural and recreational break to children aged 8-13 years who are socially excluded; live in an area of high deprivation, or are deemed a 'child in need'.
- ◆ **Time Out:** Offers an alternative to being placed in short-term care by providing a three or four day social, educational, cultural and recreational respite period to young people aged 8-17 years.
- ◆ **Youth Support:** Provides community-based alternatives to residential care or custody to young people aged 10-17 years through utilisation of community-based resources to deliver a tailored intervention appropriate to the assessed needs of each individual referred.

Adult Services include:

- ◆ **Innis Centre:** is a Probation approved facility and offers a service for adult offenders and provides in-house independent life skills, personal development for residents, and monitors support.
- ◆ **AXIS:** Provides supervision, monitoring services and vocational based training for medium to high risk offenders.
- ◆ **Circles of Support and Accountability:** Facilitates a holistic way of working with ex-offenders.
- ◆ **Floating Support:** Provides a service for male or female adults who have an offending background. The project aims to provide supervision and support for ex-offenders who present a wide range of problems and needs.
- ◆ **Multi-Disciplinary Homeless Support Team:** Provides support to the homeless with mental health problems including alcohol and drug dependency.
- ◆ **Ormeau Centre:** The centre offers accommodation for individuals with multi-complex needs who would otherwise be homeless.
- ◆ **Extern Re-Cycle:** This is a social economy which offers basic essential skills, work experience opportunities and qualifications in waste management for homeless individuals. The business recycles electronic waste and offers a full asset recovery service.

Sources: NIACRO; EXTERN

Chapter 8

Sentencing

The Sentencing Process in Northern Ireland

All Court Sentencing: Gender

All Court Sentencing: Adults and Juveniles

Magistrates' Courts Sentencing

Magistrates' Courts Sentencing: Immediate Custody by Sentence Length

Crown Court Sentencing

Crown Court Sentencing: Immediate Custody by Sentence Length

Disposals for Violent Offences at all Courts by Gender

Disposals for Acquisitive Offences at all Courts by Gender

Disposals for Sexual Offences at all Courts

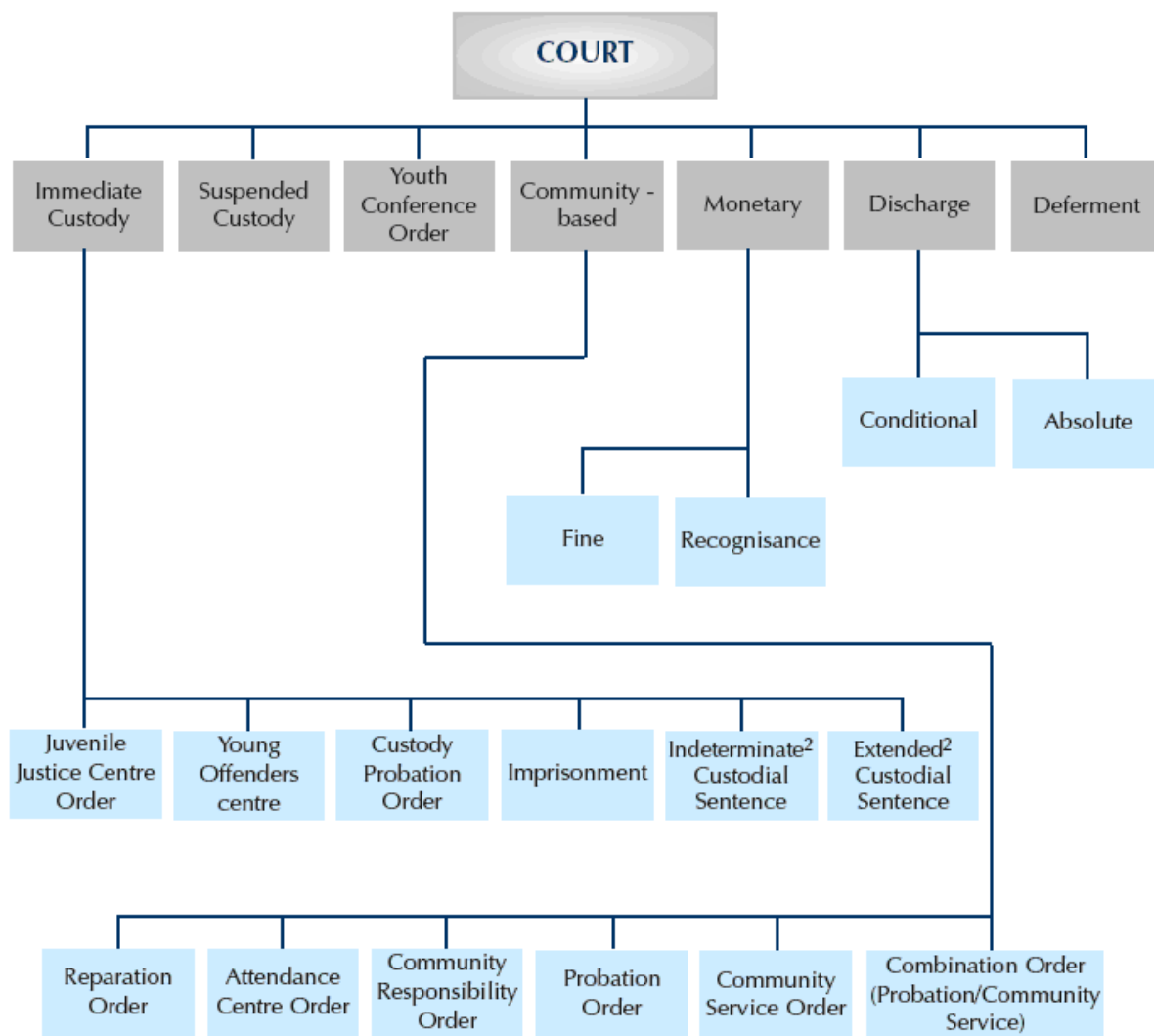
Disposals for Drug Offences at all Courts



The Sentencing Process in Northern Ireland

- ◆ Figure 8.1 below shows the current range of disposals available to the courts, including the two new types of disposal introduced on the 15th May 2008 (i.e. the indeterminate custodial sentence and the extended custodial sentence²). Further information on each of the disposals is provided in the Glossary.

Figure 8.1 Disposals available to the courts¹



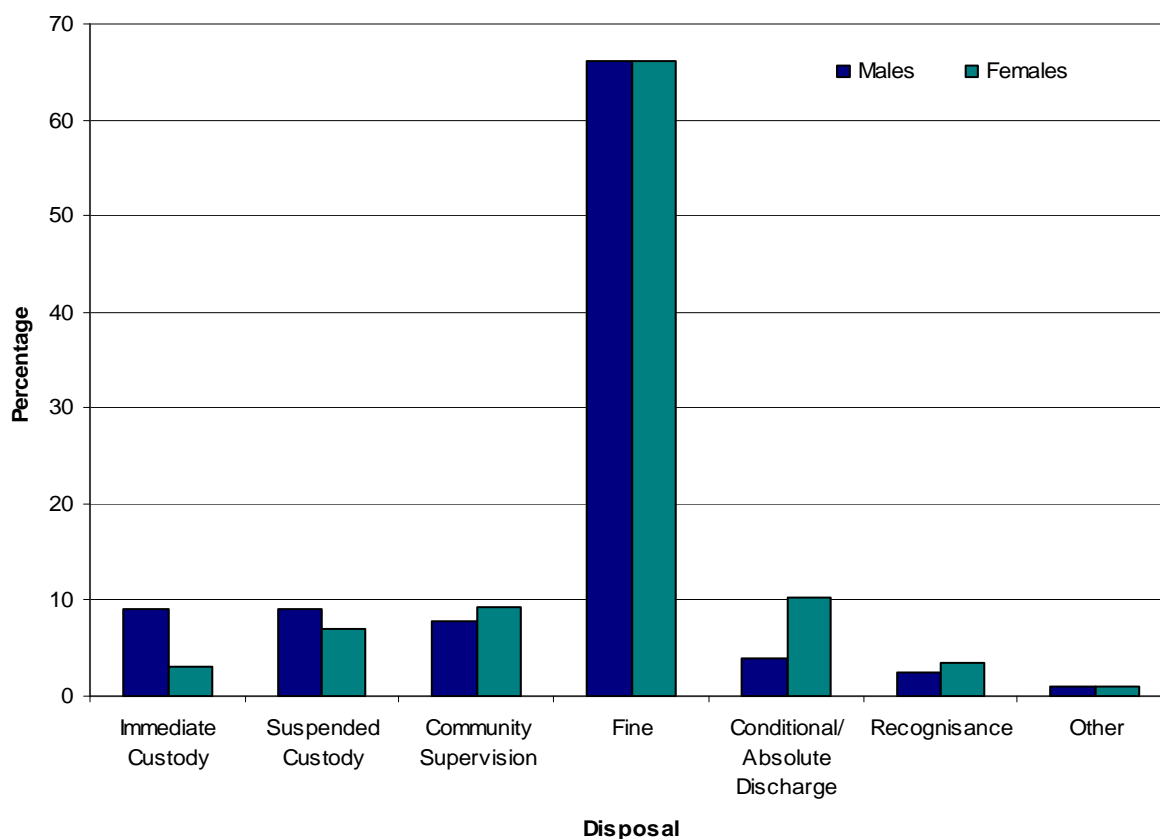
Footnotes:

1. Ancillary orders are not included; for certain particular offences other disposals are available, e.g. motoring disqualifications.
2. These disposals came into effect on 15th May 2008 under The Criminal Justice (Northern Ireland) Order 2008.

All Court Sentencing: Gender

- ◆ The fine is the most common disposal given in Northern Ireland. Out of 26,363 persons sentenced in 2006, 66% (17,362) were fined. Equal proportions of males and females (both 66%) were given a fine (Figure 8.2).
- ◆ In 2006, males (9%) were three times more likely than females (3%) to be given immediate custody (prison, young offenders centre, custody probation or juvenile justice centre).
- ◆ Similar proportions of males (9%) and females (7%) were given a suspended sentence.
- ◆ Community supervision sentences were given to 9% of females and 8% of males in 2006.
- ◆ In 2006, females (10%) were more than twice as likely as males (4%) to be given a discharge (conditional or absolute) whilst recognisance accounted for 4% of all female and 3% of all male disposals.

Figure 8.2: Disposals for all offences at all courts by gender; 2006

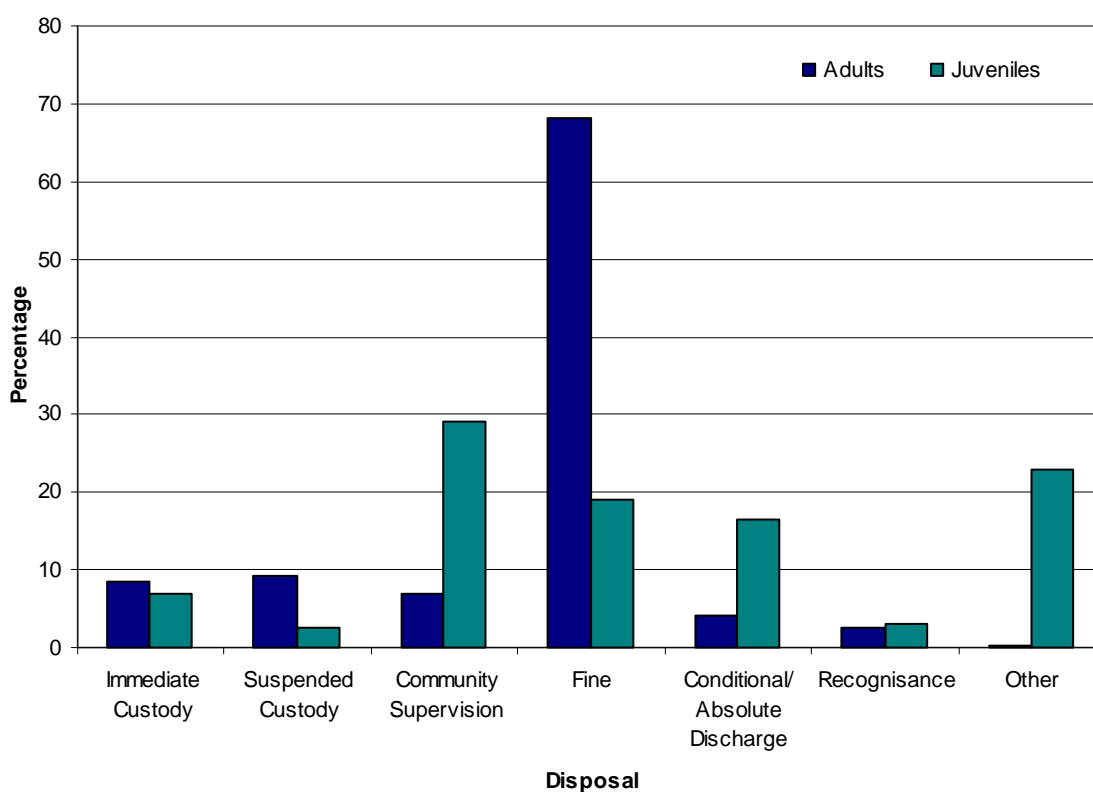


Source: NIO Statistics and Research Branch

All Court Sentencing: Adults and Juveniles

- ◆ Five per cent (1,273) of the sentenced population in 2006 were juveniles (10-17 year olds).
- ◆ Similar proportions of adults and juveniles were sentenced to immediate custody (8% and 7% respectively).
- ◆ Adults (9%) were three times more likely than juveniles (3%) to be given a suspended custodial sentence (Figure 8.3).
- ◆ Juveniles (29%) were much more likely than adults (7%) to be given a community-based disposal, while adults (68%) were much more likely than juveniles (19%) to be given a fine.
- ◆ Sixteen per cent of juveniles received a conditional or absolute discharge in 2006, compared with 4% of adults. Equal proportions (both 3%) were given recognisance as a disposal.

Figure 8.3: Disposals for all offences at all courts – adults and juveniles¹; 2006



Footnote:

1. The percentages quoted above exclude the 0.2% of convicted offenders for whom age information is not available.

Magistrates' Courts Sentencing

- ◆ In 2006, 25,028 persons were sentenced at magistrates' courts – 21,702 (87%) males and 3,326 (13%) females.
- ◆ At the magistrates' courts, a fine was the most common disposal, given to 69% (17,311) of those sentenced. Similar proportions of males (69%) and females (67%) were given a fine (Figure 8.4).
- ◆ Thirty-five per cent of those convicted of indictable offences, 44% of those convicted of summary offences and 90% of those convicted of motoring offences were given a fine (Figure 8.5).

Figure 8.4: Magistrates' courts sentencing by gender; 2006

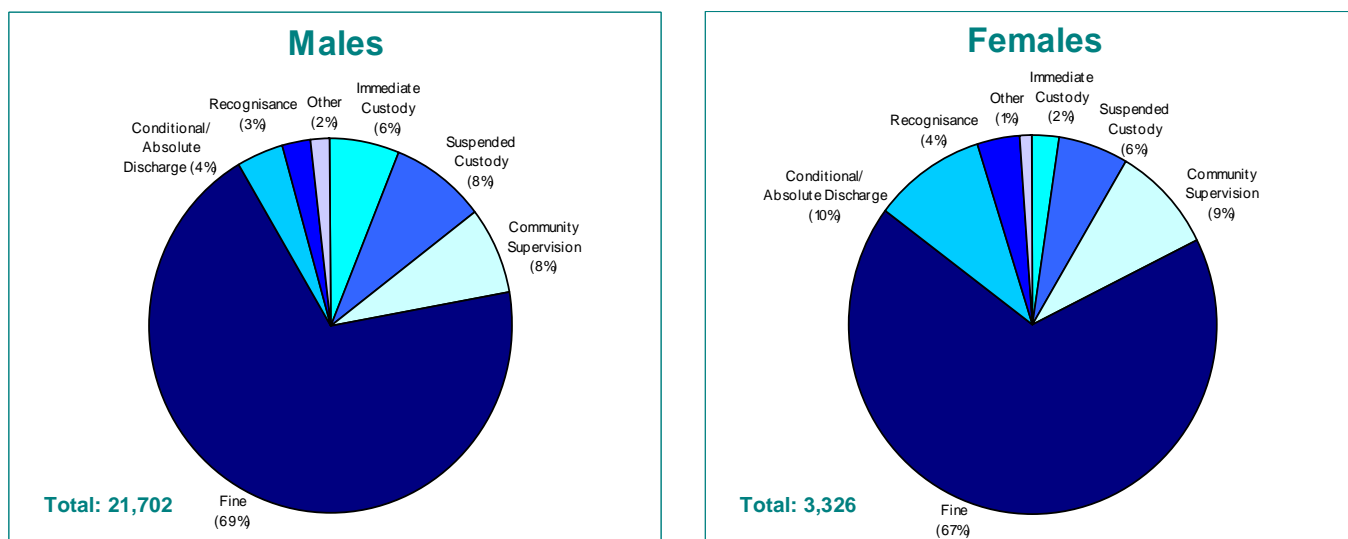
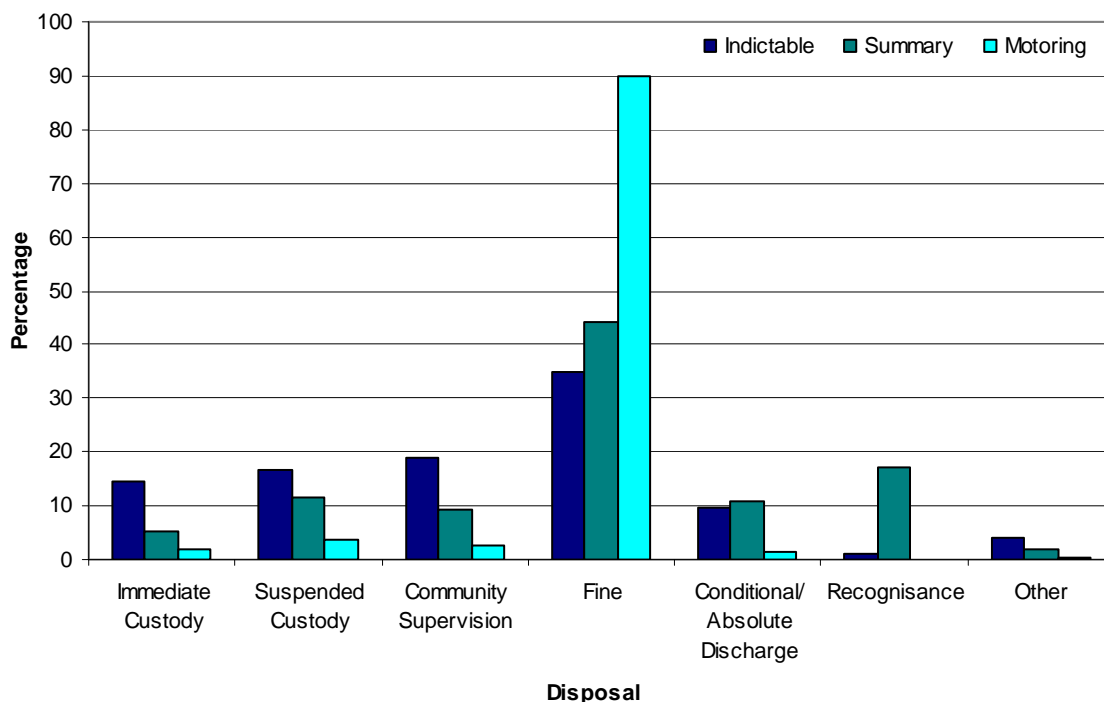


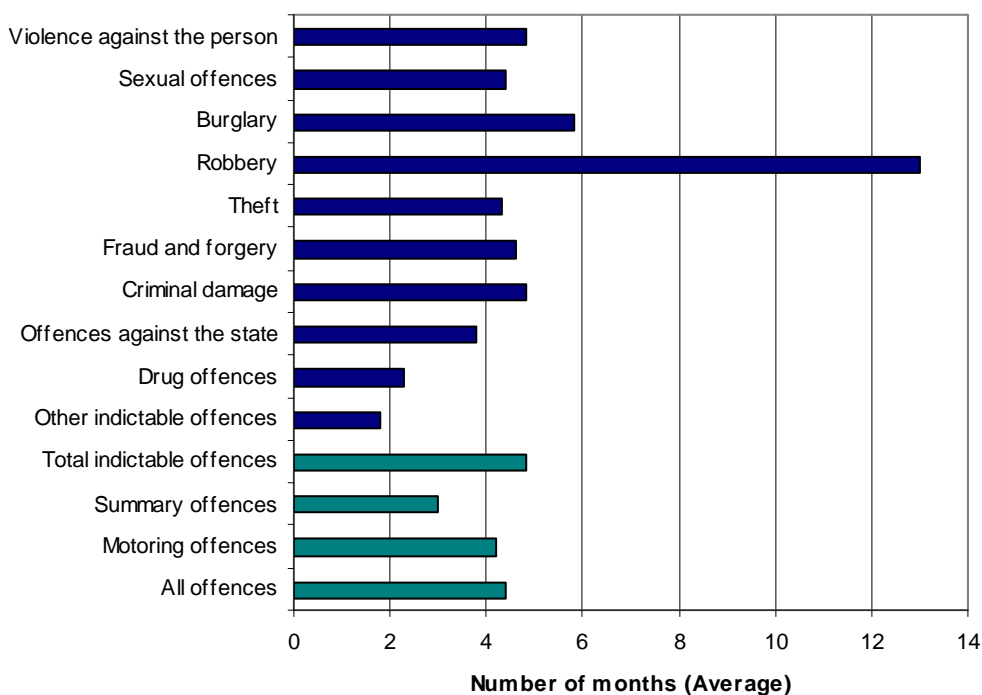
Figure 8.5: Magistrates' courts sentencing for indictable, summary and motoring offences; 2006



Magistrates' Courts Sentencing: Immediate Custody by Sentence Length

- ◆ In 2006, the average sentence for those found guilty of any offence at magistrates' courts and sentenced to immediate custody was 4 months; for those found guilty of indictable offences only, the average sentence was 5 months (Figure 8.6).
- ◆ At the magistrates' courts, robbery attracted the longest immediate custodial sentence of on average 13 months, whilst those found guilty of 'other' indictable offences were on average given the shortest period of immediate custody (2 months).
- ◆ Those found guilty of motoring offences and sentenced to immediate custody received on average 4 months, while 3 months was given on average for summary offences.

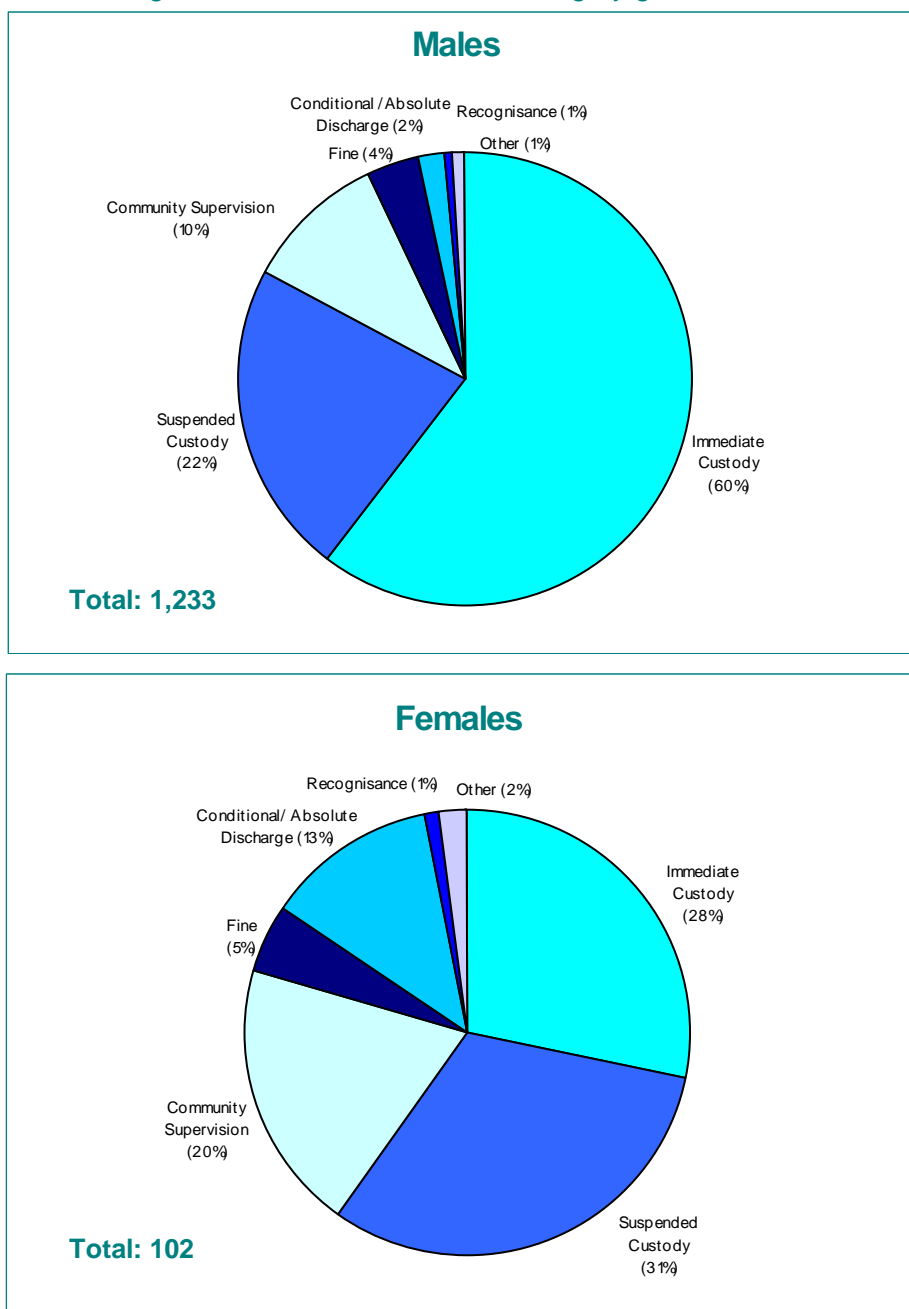
Figure 8.6: Average sentence length for those given immediate custody at magistrates' courts; 2006



Crown Court Sentencing

- ◆ In 2006, 1,335 persons were sentenced at the Crown Court – 1,233 (92%) males and 102 (8%) females.
- ◆ Of those found guilty at the Crown Court, 58% were sentenced to immediate custody (including life sentences), an increase of 4 percentage points on the proportion in 2005 (54%). Three-fifths of males (60%) were sentenced to immediate custody compared with just over a quarter of females (28%) (Figure 8.7).
- ◆ Twenty-three per cent (309) of those sentenced in 2006 were given suspended custody; females (31%) were more likely than males (22%) to receive such a disposal.
- ◆ Community-based disposals accounted for 11% (146) of all sentences at the Crown Court, with females (20%) twice as likely as males (10%) to receive this disposal.

Figure 8.7: Crown Court sentencing by gender; 2006

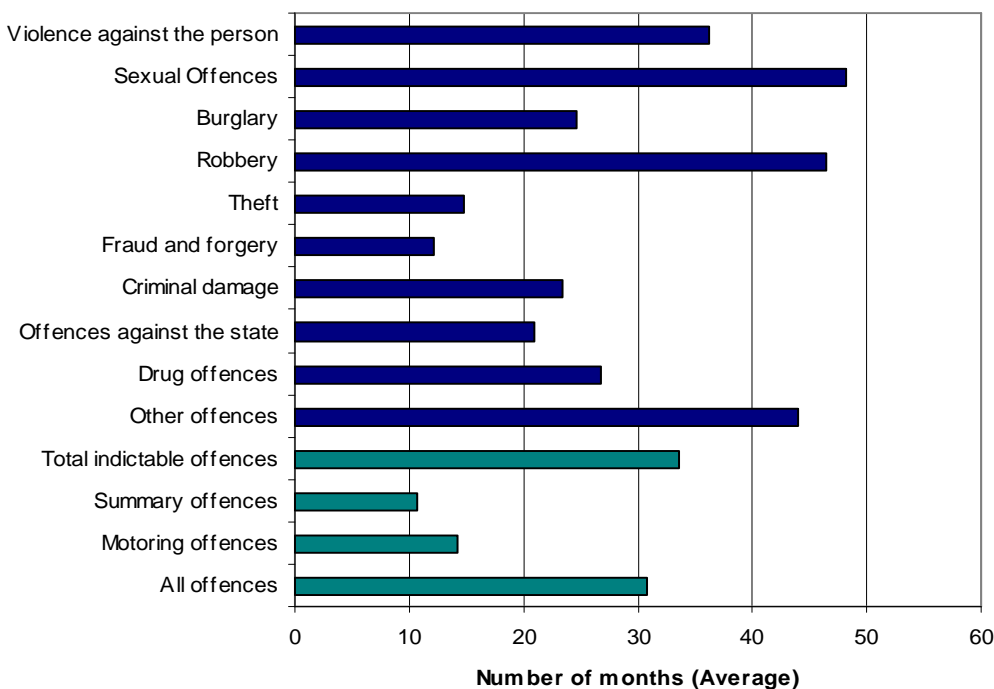


Source: NIO Statistics and Research Branch

Crown Court Sentencing: Immediate Custody by Sentence Length

- ◆ In 2006, the average immediate custodial sentence length given at the Crown Court (excluding life sentences) was 31 months (Figure 8.8).
- ◆ When sentenced to immediate custody for indictable offences, those convicted of sexual offences (48 months) or robbery (46 months) were on average given the longest sentence. Those found guilty of fraud and forgery (12 months) were on average given the shortest terms of imprisonment.
- ◆ The average custodial sentence for those convicted of motoring offences was 14 months while the average for summary offences was 11 months.

Figure 8.8: Average sentence length for those given immediate custody at the Crown Court; 2006¹

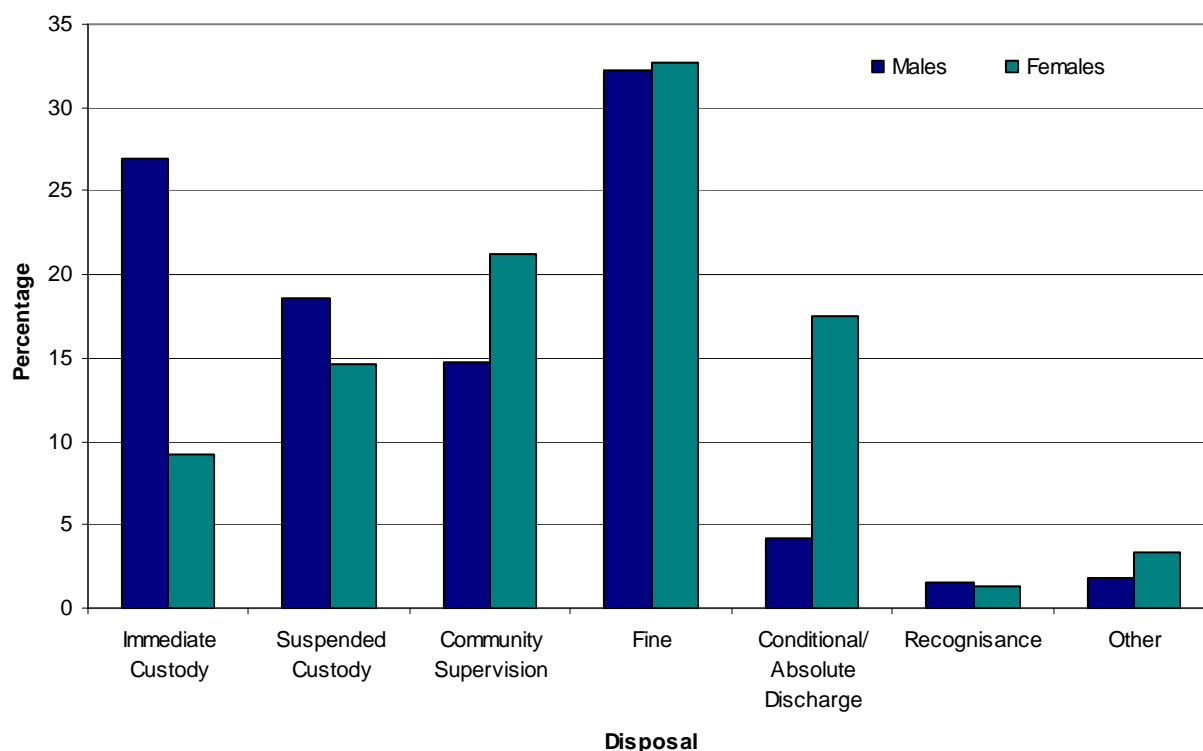


Footnote:
1. Excludes life sentences.

Disposals for Violent Offences at all Courts by Gender

- ◆ A total of 2,606 persons were sentenced for violent offences (violence against the person, sexual offences and robbery) in 2006, 10% of the total sentenced population for the year.
- ◆ Males found guilty of violent offences were more likely to be given immediate custody or suspended custody (27% and 19% respectively) than females (9% and 15% respectively) (Figure 8.9).
- ◆ Similar proportions of males (32%) and females (33%) were given a fine.
- ◆ Females found guilty of violent offences were more frequently given non-custodial disposals such as a discharge (conditional or absolute) (18% compared with 4% of males) or community supervision (21% compared with 15% of males).

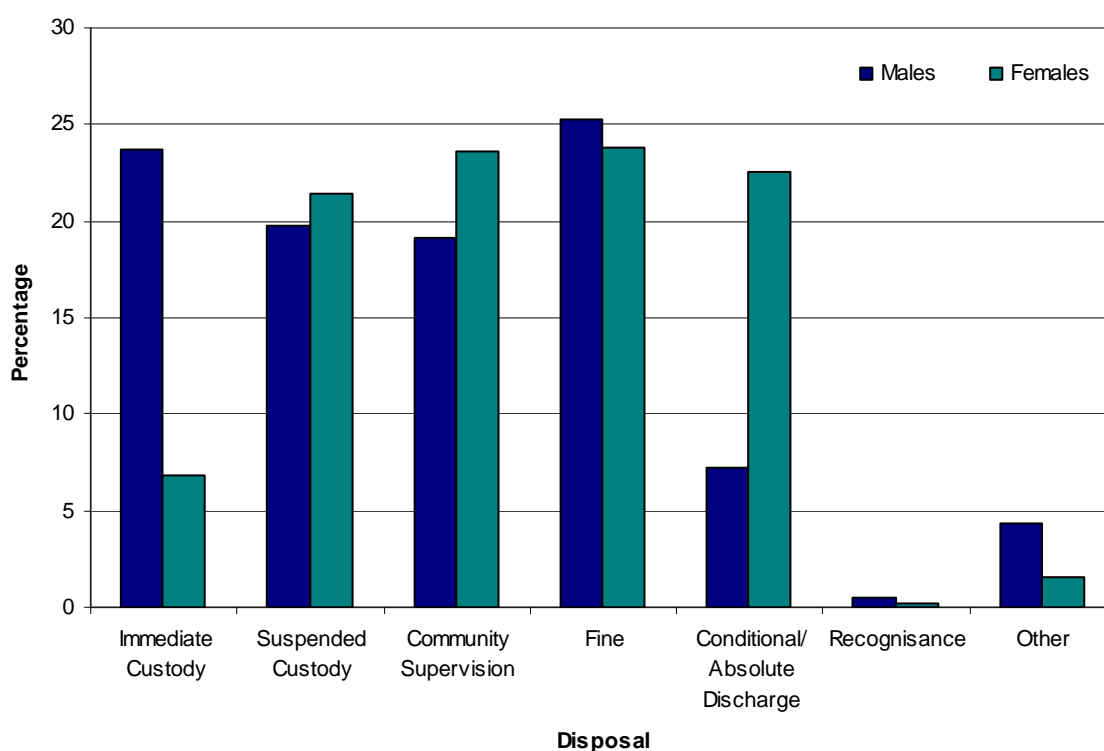
Figure 8.9: Disposals for violent offences at all courts by gender; 2006



Disposals for Acquisitive Offences at all Courts by Gender

- ◆ A total of 2,593 people were sentenced for acquisitive offences (theft, burglary and fraud and forgery offences) in 2006, 10% of the total number sentenced.
- ◆ Males (24%) were more than three times as likely to receive immediate custody as females (7%). Similar proportions were given suspended custody (21% of females and 20% of males) (Figure 8.10).
- ◆ A fifth (20%) of those sentenced received a community-based disposal (19% of males and 24% of females).
- ◆ Twenty-three per cent of females were given a conditional or absolute discharge compared with 7% of males, whilst similar proportions of females and males received a fine (24% and 25% respectively).

Figure 8.10: Disposals for acquisitive offences at all courts by gender; 2006



Disposals for Sexual Offences at all Courts

- ◆ In 2006, 161 defendants were found guilty of sexual offences. Immediate custody was the most common disposal, given to 55% (89) of all those convicted (Figure 8.11).
- ◆ The immediate custodial sentence lengths given to sex offenders ranged from 15 persons given sentences of less than 6 months to 12 persons being given sentences of 96 months or more.
- ◆ For those sentenced to immediate custody for sexual offences the average sentence length was 39 months; rape¹ (122 months) and buggery (125 months) attracted the longest sentences on average (Figure 8.12).

Figure 8.11: Disposals given to those found guilty of sexual offences at all courts; 2006

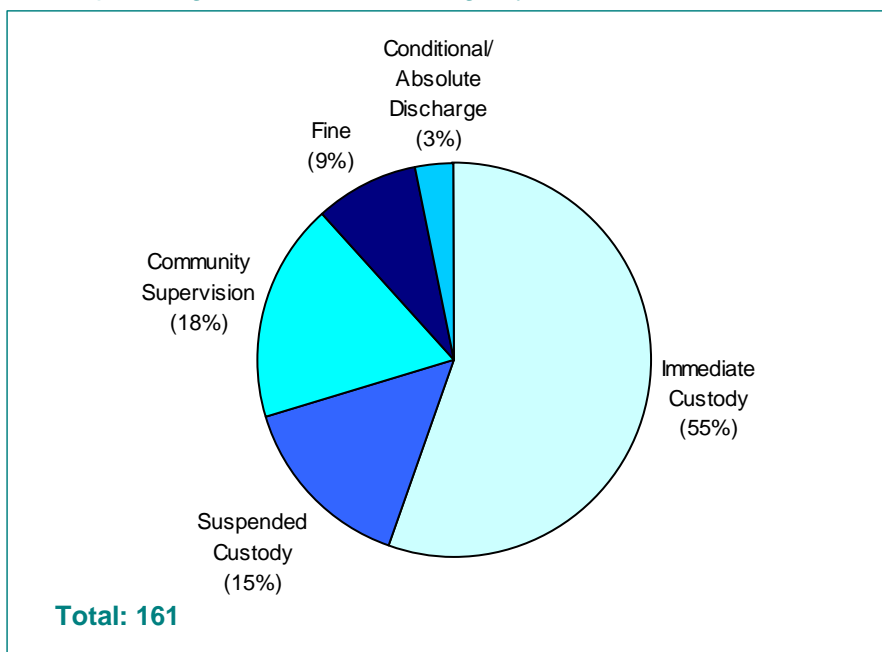
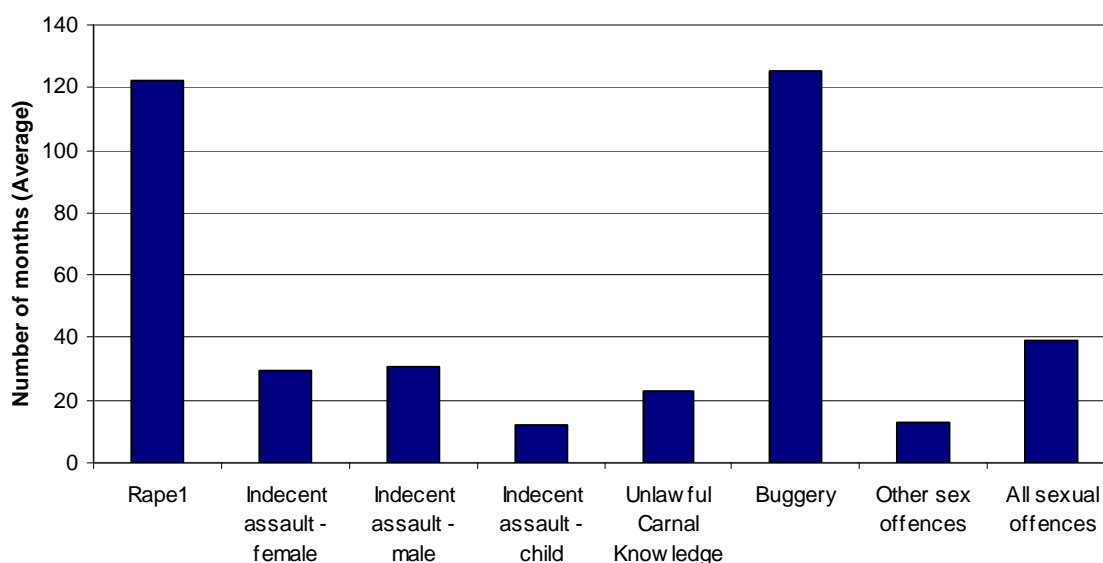


Figure 8.12: Average immediate custodial sentence length for those found guilty of sexual offences; 2006

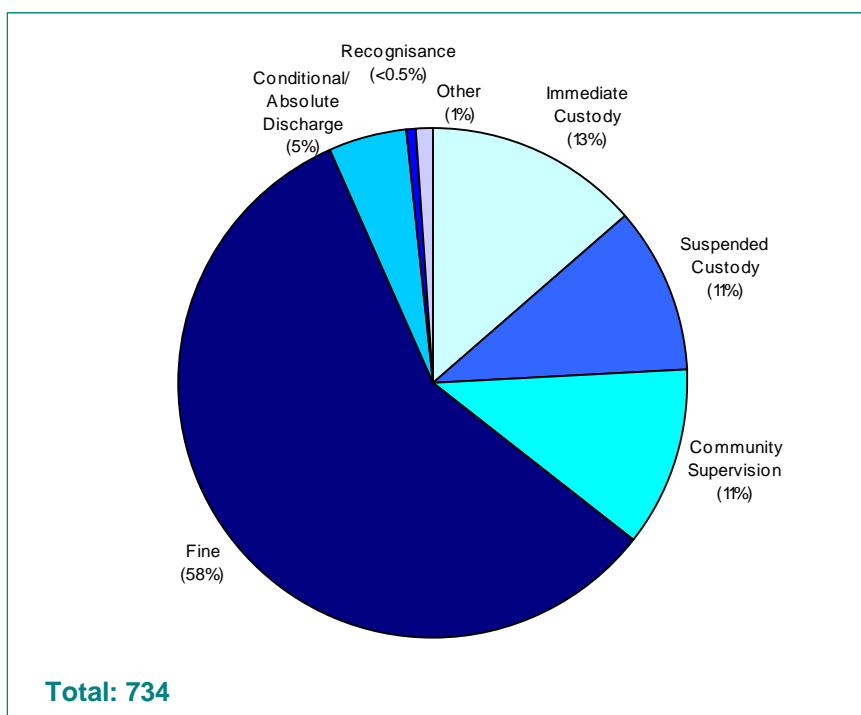


Footnote:
1. Includes attempted rape.

Disposals for Drug Offences at all Courts

- ◆ A total of 734 persons were sentenced for drug offences in 2006, 58% (425) of whom received a fine (Figure 8.13).
- ◆ Thirteen per cent were given immediate custody; equal proportions were given suspended custody or community supervision (both 11%).
- ◆ The offences which resulted in immediate custody in 2006 were unlawful supply, unlawful possession, possession with intent to supply and unlawful production.

Figure 8.13: Disposals given to those found guilty of drug offences at all courts; 2006



Chapter 9

Sentencing Trends

Immediate Custodial Sentencing

Immediate Custodial Sentencing by Offence Type

Hydebank Wood Young Offenders Centre

Suspended Custodial Sentences

Community Sentences

Attendance Centre Orders

Fines

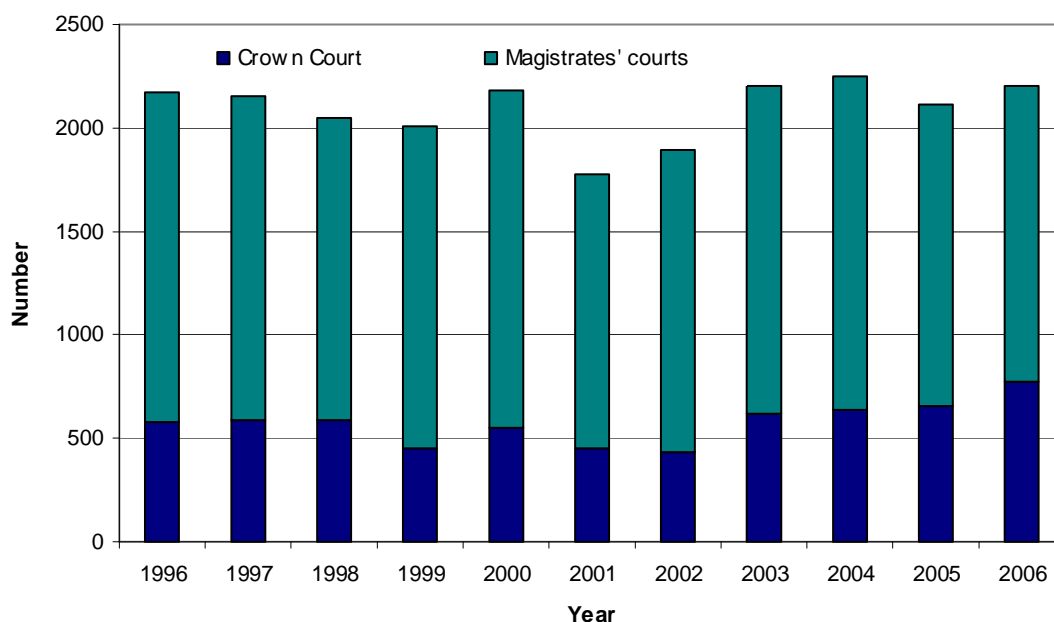
Other Disposals



Immediate Custodial Sentencing

- ◆ Immediate custody includes sentencing to prison, young offenders centre, juvenile justice centre and custody probation.
- ◆ There was a general downward trend in the number sentenced to immediate custody with the number falling from 2,168 in 1996 to 1,778 in 2001. In 2004, the number sentenced to immediate custody, 2,252, was at its highest in the documented ten year period. The number sentenced fell in 2005 to 2,111, before rising to 2,204 in 2006.
- ◆ The number of persons sentenced to immediate custody at the Crown Court also followed a general downward trend, falling from 575 in 1996 to 435 in 2002. In 2003 the number increased by 43% to 620 and continued to rise in each of the following three years reaching 773 in 2006 (Figure 9.1).
- ◆ In 2006, 1,431 persons were sentenced to immediate custody at the magistrates' courts, with a similar number to that of 2005 (1,452). The number sentenced at magistrates' courts has fluctuated since 1996 with a high of 1,625 in 2000 and a low of 1,329 in 2001.

Figure 9.1: Number of persons sentenced to immediate custody by court type, 1996 – 2006¹



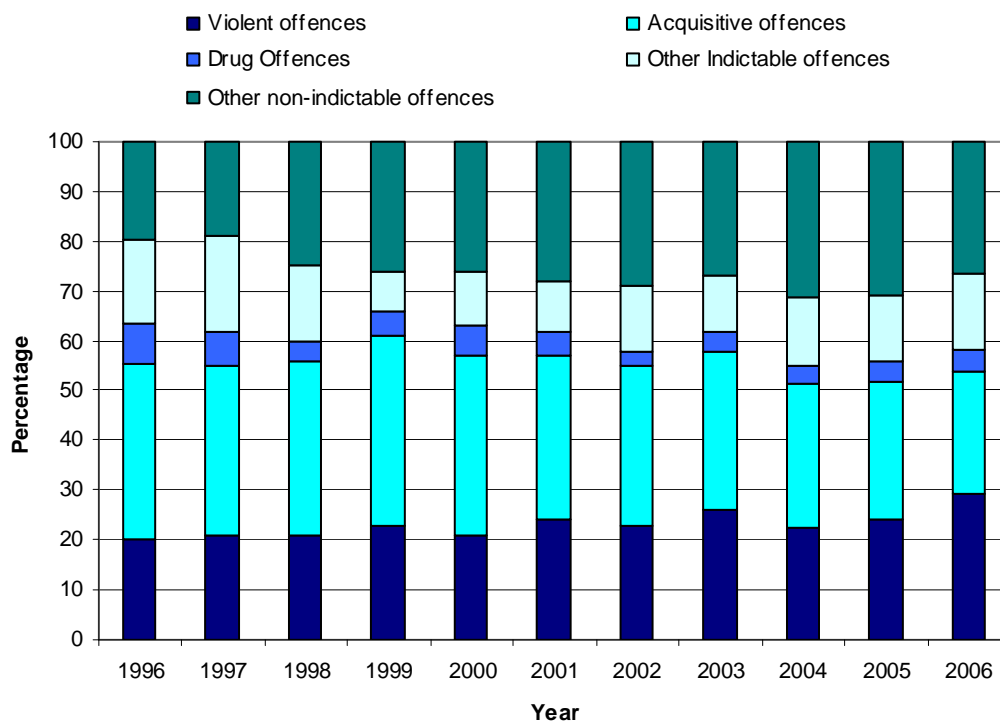
Footnote:

1. The indeterminate custodial sentence and the extended custodial sentence came into effect on the 15th May 2008. These disposals are not included within the sentence data in this publication as the latest courts data available at time of release was 2006.

Immediate Custodial Sentencing by Offence Type

- ◆ Between 1996 and 2003, those sentenced to immediate custody were more likely to have been convicted of acquisitive offences (burglary, theft and fraud and forgery). In 2004 and 2005, however, immediate custody was more likely to be given for 'other non-indictable offences' (summary and motoring offences) (31% in both years), while in 2006 violent offences (violence against the person, sexual offences and robbery) (29%) accounted for the largest proportion of immediate custodial sentences (Figure 9.2).
- ◆ There has been a general decline in the proportions of immediate custodial sentences resulting from convictions for acquisitive offences, from 36% in 1996 to 24% in 2006 and drug offences, from 8% to 4%.
- ◆ The proportions sentenced for violent offences (violence against the person, sexual offences and robbery) and 'other non-indictable offences' (summary and motoring offences) have, however, risen over the same period increasing from 20% to 29% and 20% to 26% respectively.

Figure 9.2: Immediate custodial sentencing at all courts by offence type; 1996 – 2006



Hydebank Wood Young Offenders Centre

- ◆ Young people (17-21 years) who are given prison sentences of up to four years are sent to Hydebank Wood Young Offenders Centre.
- ◆ After a decline in the numbers sentenced to the Young Offenders Centre from 549 in 1996 to 223 in 2000, the number increased in each of the subsequent years to reach 503 in 2004. The number then fell in each of the following two years to 404 in 2006.
- ◆ The same pattern occurred at the magistrates' courts, with a decrease from 443 in 1996 to 191 in 2000, followed by an increase to 456 in 2004, then a decrease in each of the following two years to 366 in 2006 (Figure 9.3).
- ◆ There has been an overall decrease in the number sentenced at the Crown Court from 106 in 1996 to 38 in 2006, with a high of 111 in 1997 and a low of 23 in 2002.
- ◆ Although acquisitive offences (burglary, theft and fraud and forgery) continue to account for the largest proportion of those sentenced, there has been an overall decrease in the proportion, from 40% in 1996 to 35% in 2006 (Figure 9.4).
- ◆ The proportions sentenced for violent offences (violence against the person, sexual offences and robbery) and 'other indictable offences' have both fluctuated between 1996 and 2006; however the proportions in 2006 (17% and 20% respectively) are similar to those in 1996 (16% and 20% respectively).
- ◆ In 2006, the proportion sentenced for drug offences was 1%, five percentage points less than in 1996 (6%), while 'other non-indictable offences' (summary and motoring offences) have shown an overall increase of nine percentage points over the same period, from 18% to 27%.

Figure 9.3: Number sentenced to Hydebank Wood Young Offenders Centre by court type; 1996 – 2006

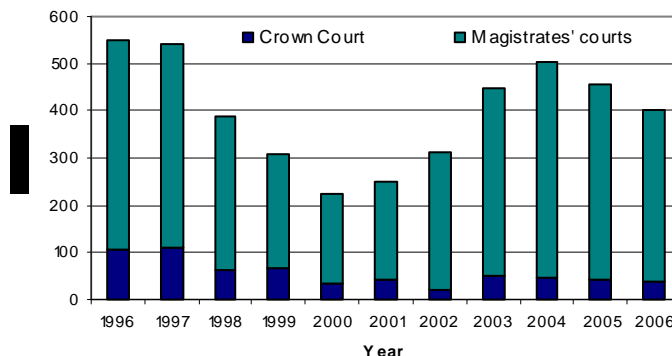
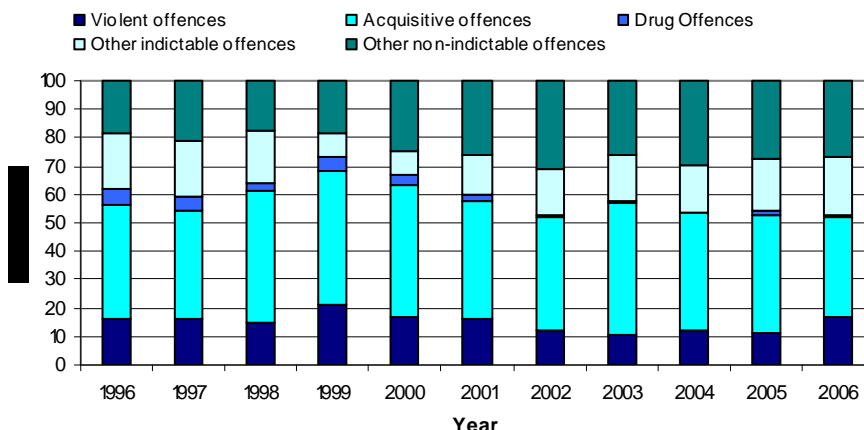


Figure 9.4: Sentencing to Hydebank Wood Young Offenders Centre at all courts by offence type; 1996 – 2006

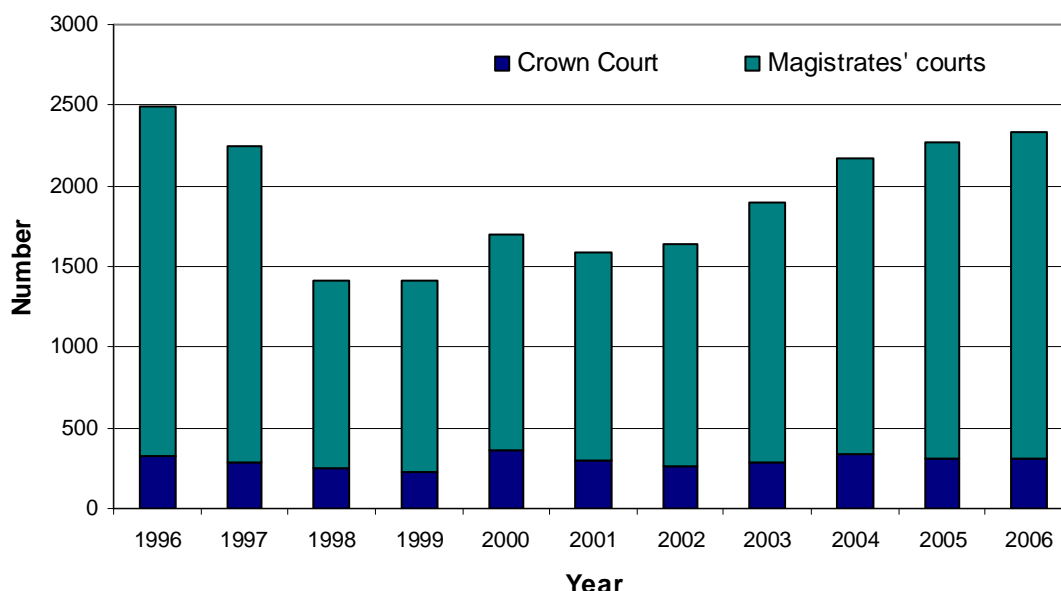


Source: NIO Statistics and Research Branch

Suspended Custodial Sentences

- ◆ Those given suspended prison and young offenders centre sentences accounted for 9% of all court disposals in 2006. The total for 2006, 2,336, was an increase of 3% on the 2005 total of 2,264.
- ◆ Eighty four per cent of suspended sentences in 2006 were suspended prison sentences while the remaining 16% were suspended young offenders centre sentences. The equivalent figures for 2005 were 81% and 19% respectively.
- ◆ After a decline in the late 1990s in the number of suspended sentences given at magistrates' courts, from 2,166 in 1996 to 1,184 in 1999, there was a general upward trend in subsequent years and by 2006 (2,027) the number was similar to 1996 levels (Figure 9.5).
- ◆ In 1996, 324 suspended sentences were given at the Crown Court with a similar number of 309 given in 2006. During this period the number of suspended sentences fluctuated, reaching a low of 226 in 1999 and a high of 361 in 2000.

Figure 9.5: Number of persons given suspended custody by court type; 1996 - 2006



Community Sentences

- ◆ The Probation Board for Northern Ireland (PBNI) supervise a range of statutory orders in the community on behalf of the courts. PBNI are also responsible for supervising offenders in the community who have both a custodial and community-based element in their court disposal, including custody probation orders and juvenile justice centre orders. PBNI also supervise people released from custody who are required to comply with licence conditions, including life licences and sex offender licences.
- ◆ During 2008, PBNI prepared a total of 5,746 pre-sentence reports to assist decision making. This represented an 8% drop on the 6,215 reports prepared during 2007. There has been a 28% rise however in the number of Specific Sentence Reports completed from 180 in 2007 to 230 in 2008. Other reports provided by the Probation Board included reports to the Life Sentence Review Commissioners (regarding release from custody), and reports to the courts when an offender had not complied with PBNI requirements in the community (breach and revocation reports).
- ◆ At the end of December 2008, PBNI were supervising a total of 4,198 orders, an increase of 6% compared with the previous year (Figure 9.6).
- ◆ The number of new orders (including licences) made by the courts and under PBNI supervision increased from 2,873 in 2007 to 3,120 in 2008, an increase of 9% (Figure 9.7).
- ◆ Probation orders continue to account for the majority of orders made. The 1,324 probation orders made in 2008 represented a 2% drop on the 1,364 made during 2007. Overall, probation orders accounted for 42% of all orders made during 2008 (the equivalent figure for 2007 was 47%).
- ◆ Community service orders have historically been the second largest category. The 918 community service orders made during 2008 represented a 23% increase on the 747 orders made during 2007. Overall, community service orders accounted for 29% of all orders made during 2008 (the equivalent figure for 2007 was 26%).

Figure 9.6: PBNI caseload at 31 December; 1998 - 2008

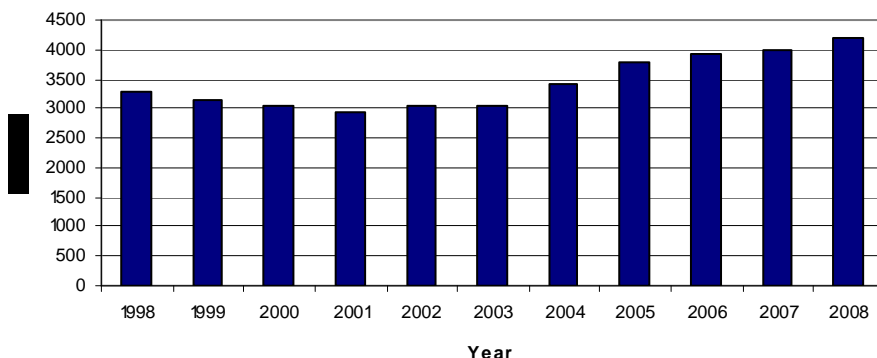
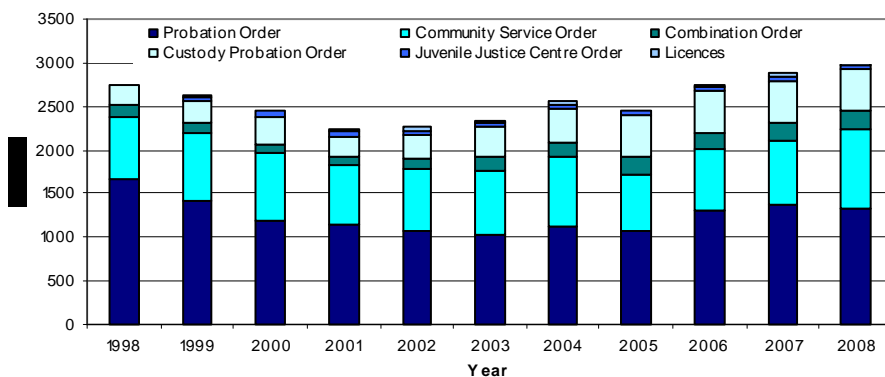


Figure 9.7: PBNI Caseload - Orders made at court; 1998 - 2008

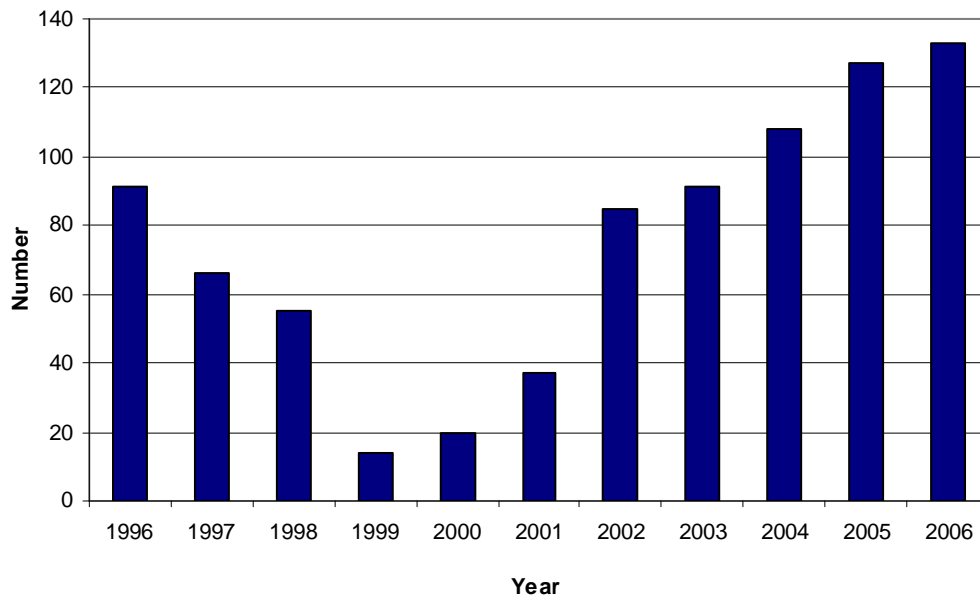


Source: Probation Board for Northern Ireland

Attendance Centre Orders

- ◆ From 1 April 2002, Community Services of the Youth Justice Agency gained sole responsibility for the provision of services for attendance centre orders (selected projects had responsibility from 1 May 2000). An attendance centre order requires an offender under the age of 18 years to attend a project for between 12 and 24 hours, usually for two hours at a time over a period of weeks.
- ◆ From 1996 to 1999 the number of persons given an attendance centre order showed a general decline, from 91 to 14. This trend reversed in 2000 when the number rose to 20 and has continued to rise in each subsequent year reaching 133 in 2006 (Figure 9.8).

Figure 9.8: Number of persons given an attendance centre order at all courts; 1996-2006



Fines

- ◆ The fine is the most common method of disposal used by the court, given to 66% (17,362) of all those sentenced in 2006.
- ◆ While there has been an irregular reduction in the absolute numbers of those given a fine from 20,653 in 1996 to 17,362 in 2006, the proportion of fines out of all sentences has, nonetheless remained relatively stable over the ten year period accounting for around two thirds of all those sentenced (Figure 9.9).
- ◆ The proportion of fines given for motoring offences has fallen slightly, from 81% in 1996 to 78% in 2006, while the proportion given for indictable offences has shown an increase from 10% to 13% over the same period. Summary offences on average accounted for around one tenth of fines (Figure 9.10).
- ◆ Of those who received a fine as a main penalty in 2006, the average amount of fine was £173.
- ◆ At the beginning of the financial year 2007/08 (i.e. at 1 April 2007), fines outstanding totalled £7.1 million. By the end of the financial year (i.e. by 31 March 2008), this figure had increased to £7.9 million.
- ◆ In 2008, 1,742 persons were received into prison for fine default, similar to the 2007 figure of 1,724.

Figure 9.9: Number of persons given a fine at all courts; 1996 – 2006

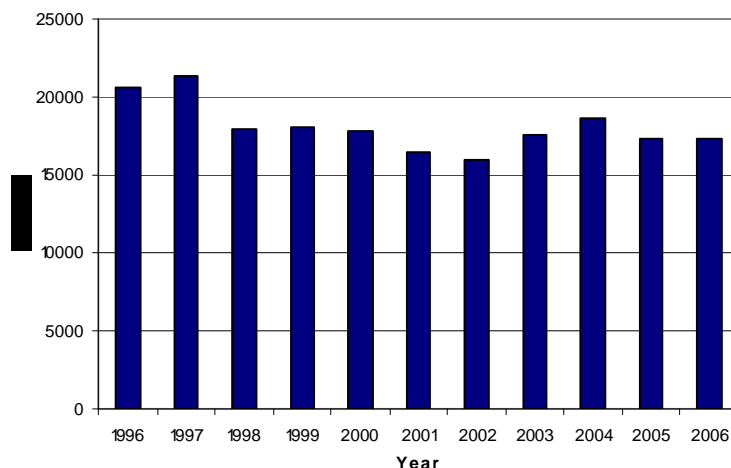
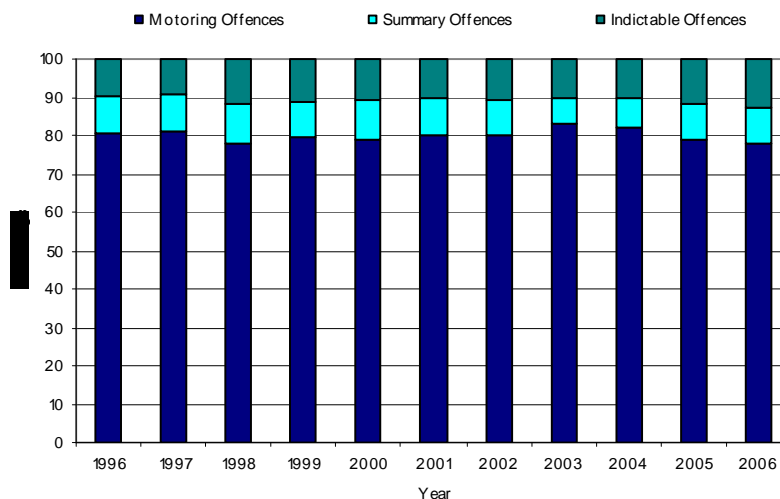


Figure 9.10: Persons sentenced to a fine by offence category; 1996 - 2006



Source: NIO Statistics and Research Branch

Other Disposals

- ◆ From 1996-2006 there has been some fluctuation in the number given recognisance, although the number has shown an overall decrease from 1,210 in 1996 to 701 in 2006. The proportion sentenced to recognisance has, however, remained relatively stable accounting for on average around 3-4% of all disposals (Figure 9.11).
- ◆ There were similar patterns in the numbers given a conditional or an absolute discharge. In 1996, the number of persons given a conditional discharge was 1,709, which fell to 1,126 in 2006. The equivalent numbers given an absolute discharge were 509 and 133 respectively (Figure 9.12).
- ◆ In 2006, conditional discharges accounted for 4% of all disposals, while absolute discharges accounted for 1%.

Figure 9.11: Number of persons convicted and given recognisance; 1996 – 2006

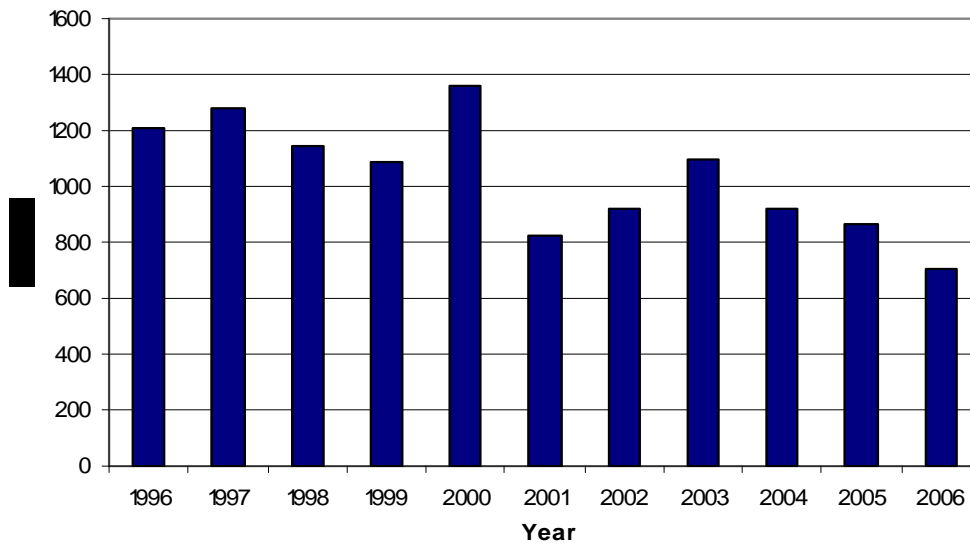
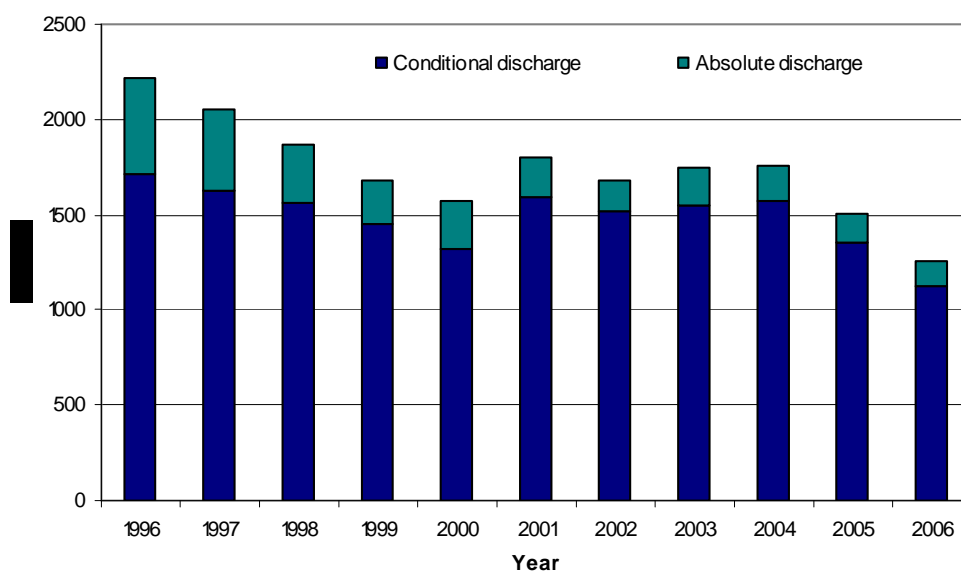


Figure 9.12: Number of persons convicted and given an absolute or conditional discharge; 1996 - 2006



Chapter 10

Appeals

The Court of Appeal: Types of Appeal

The Court of Appeal: Grounds of Appeal

The Court of Appeal: Outcome of Criminal Appeals

Appeals from Magistrates' Courts to the County Court

Outcome of Appeals from Magistrates' Courts to the County Court



The Court of Appeal: Types of Appeal

- ◆ The Court of Appeal (Criminal Division) deals with appeals from the Crown Court. Scheduled cases have an automatic right of appeal, whereas non-scheduled cases must seek the leave of the court to appeal.
- ◆ The number of appeals lodged in the Court of Appeal in 2008 was 78 compared with 47 in 2007. In 2008, 89% of criminal appeals dealt with were in respect of non-scheduled offences (Figure 10.1).
- ◆ In 2008, 17 of the 28 cases requiring the leave of the court to appeal against conviction or sentence were refused (Figure 10.2).

Figure 10.1: Types of criminal appeal dealt with by the Court of Appeal (Criminal Division); 1998 – 2008

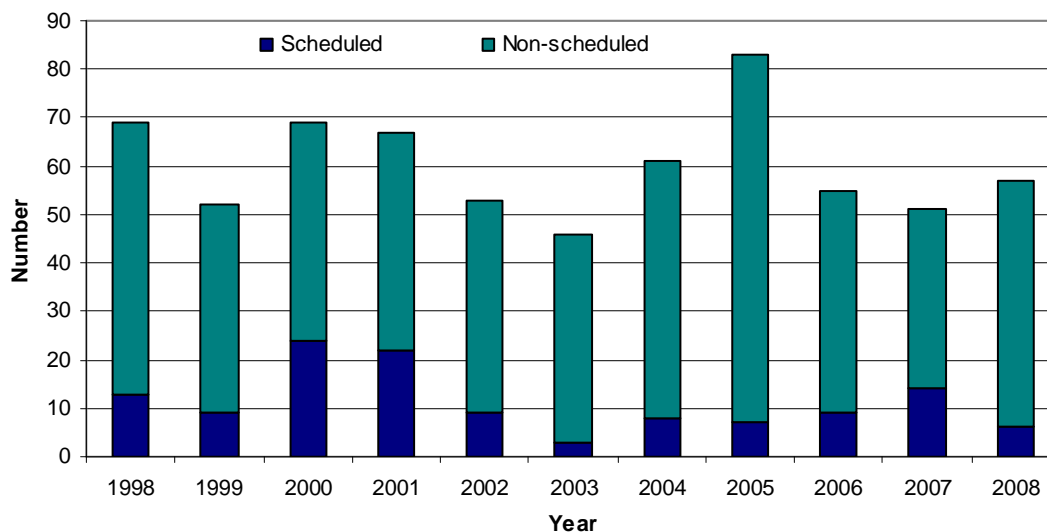
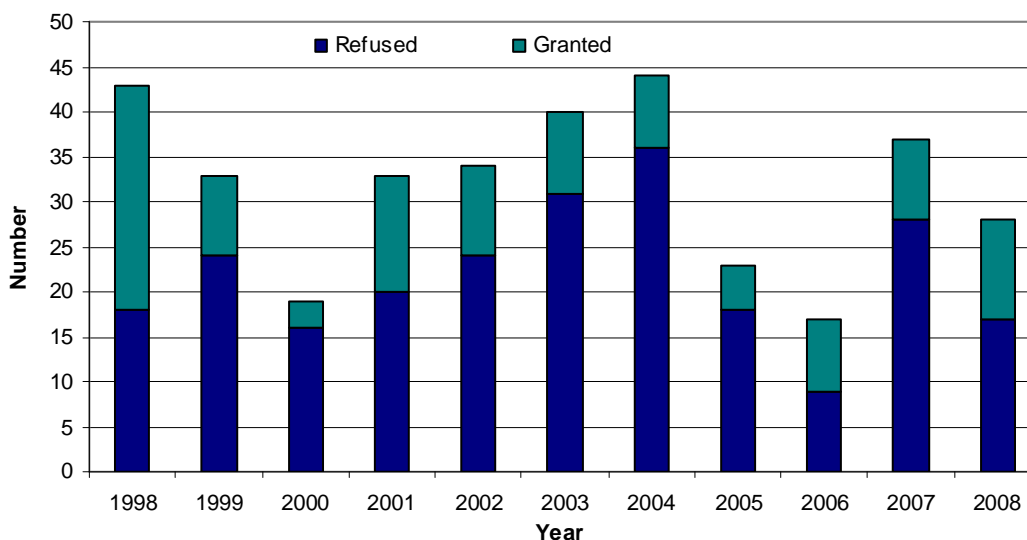


Figure 10.2: Applications to the Court of Appeal (Criminal Division) for leave to appeal against conviction or sentence dealt with by a single judge; 1998 – 2008



The Court of Appeal: Grounds of Appeal

- ◆ Almost three-quarters of appeals lodged in 2008 (72%) were against sentence compared with 57% in 2007 (Figure 10.3).
- ◆ Non-scheduled appeals are, in general, more often against sentence only (Figure 10.4) whereas scheduled appeals have often been against conviction or conviction and sentence combined (Figure 10.5).

Figure 10.3: Type of appeal lodged in criminal cases; 1998 – 2008

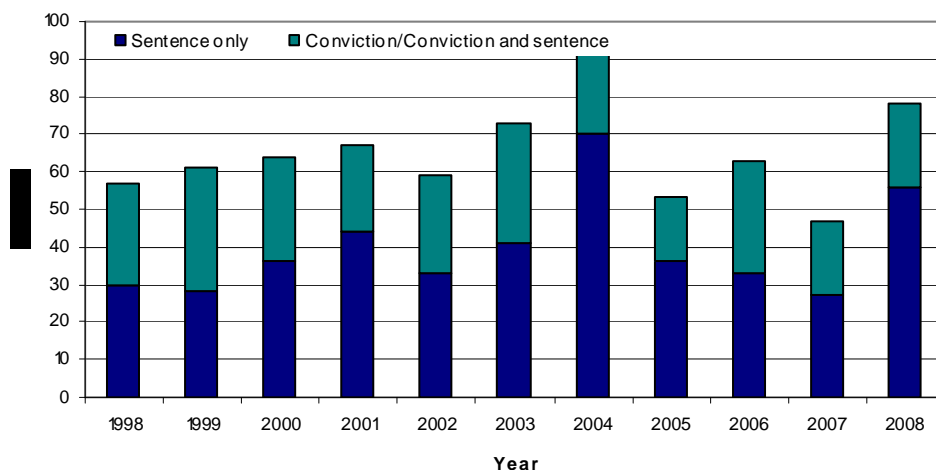


Figure 10.4: Type of appeal lodged in non-scheduled criminal cases; 1998 – 2008

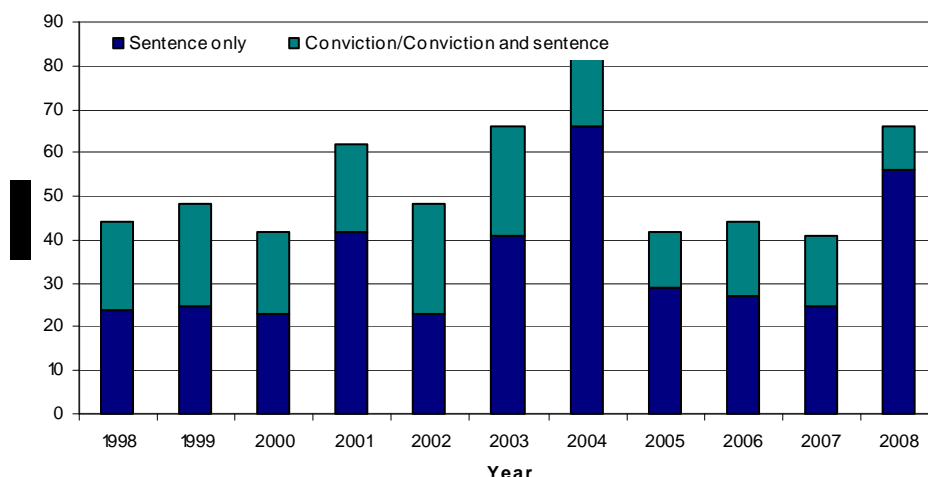
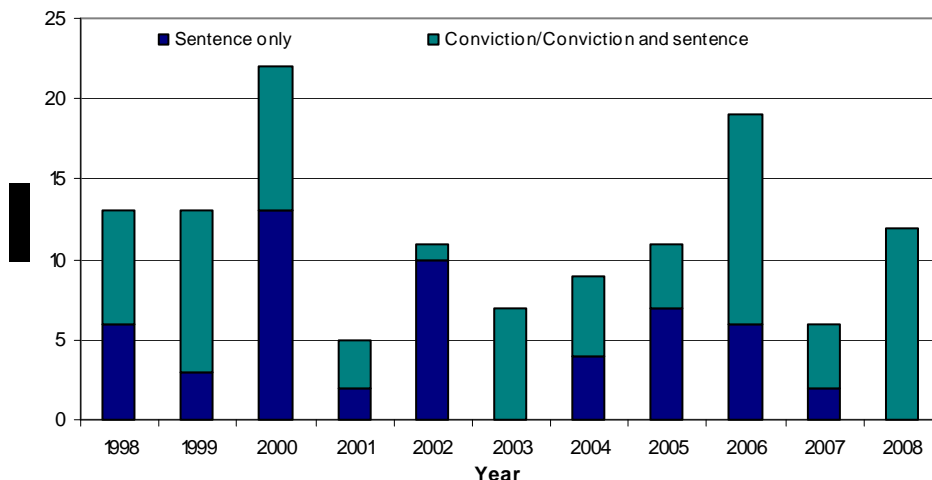


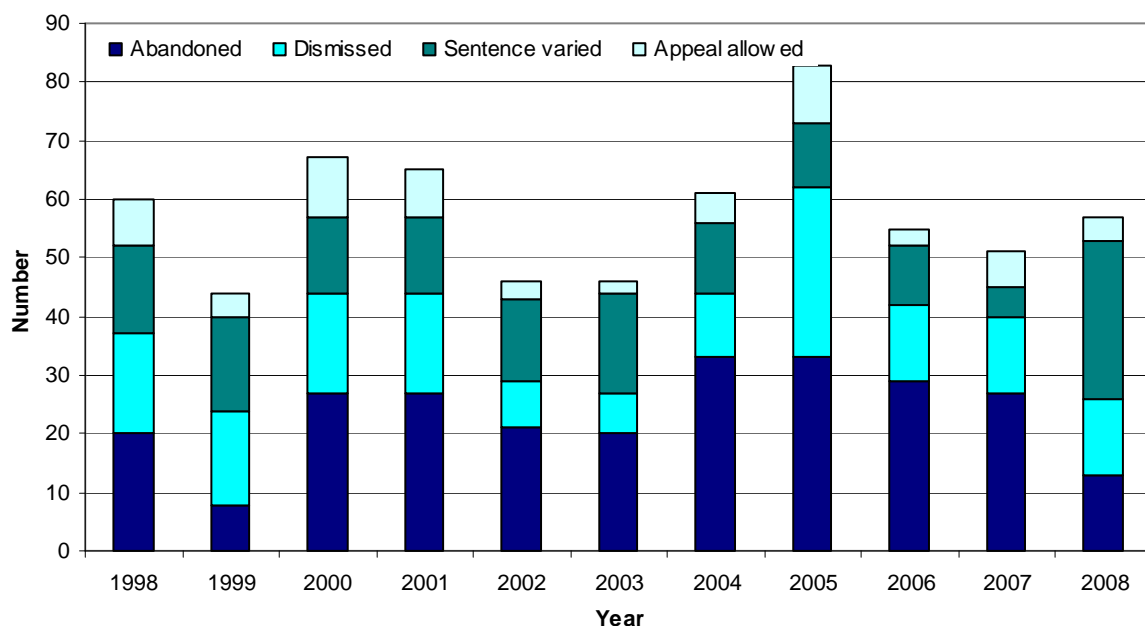
Figure 10.5: Type of appeal lodged in scheduled criminal cases; 1998 – 2008



The Court of Appeal: Outcome of Criminal Appeals

- ◆ An appeal to the Court of Appeal normally consists of a ‘paper review’ of evidence which was presented to the Crown Court rather than a full rehearsing of the case.
- ◆ The number of appeals dealt with was similar in both 2007 and 2008 at 51 and 57 respectively (Figure 10.6).
- ◆ Forty-seven per cent of appeals resulted in the sentence being varied; a similar proportion (46%) resulted in the original decision being confirmed (either dismissed or abandoned). The least common outcome was quashed convictions (7%).

Figure 10.6: Court of Appeal (Criminal Division) - Result of appeal; 1998 – 2008



Footnotes:

1. Abandoned refers to those appeals abandoned, withdrawn or refused.
2. Appeal dismissed refers to the sentence being affirmed or appeal dismissed.
3. Sentence varied refers to the sentence being increased or decreased.
4. Appeal allowed refers to the conviction being quashed.

The Court of Appeal: Outcome of Criminal Appeals (continued)

- ◆ In 2008, out of 6 scheduled appeals, 4 were dismissed, 1 was abandoned and 1 had the sentence varied (Figure 10.7).
- ◆ There were no scheduled appeals allowed in 2008 compared with 4 in 2007.
- ◆ Out of 51 non-scheduled appeals in 2008, 26 had the sentence varied, 12 were abandoned, 9 were dismissed and a further 4 had appeal allowed (Figure 10.8).
- ◆ In 2008, 59% (30 out of 51) of non-scheduled appeals had the initial court disposal varied (appeal allowed or sentence varied) compared with 14% in 2007.

Figure 10.7: Outcome of criminal appeals in scheduled cases; 1998 – 2008

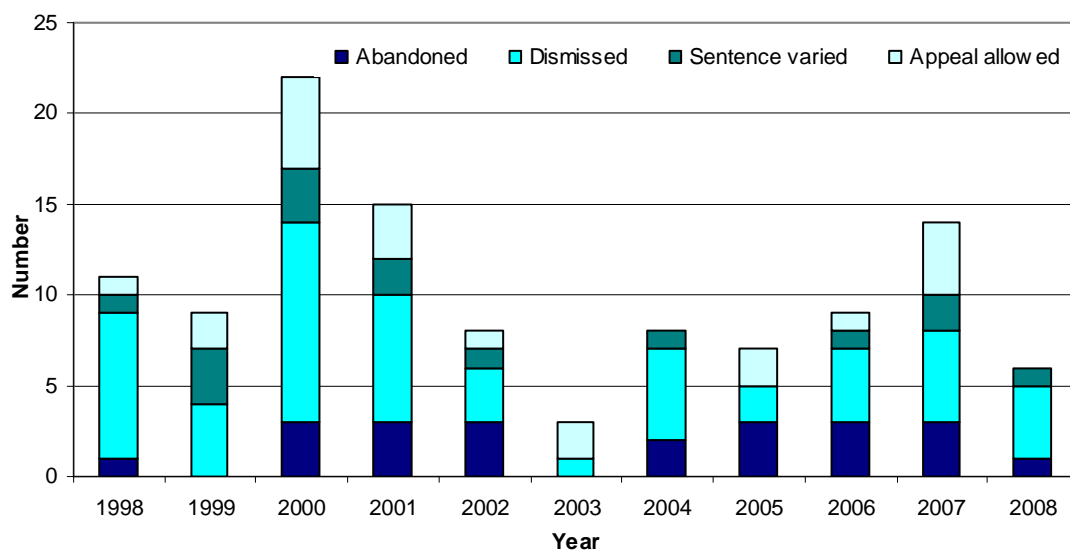
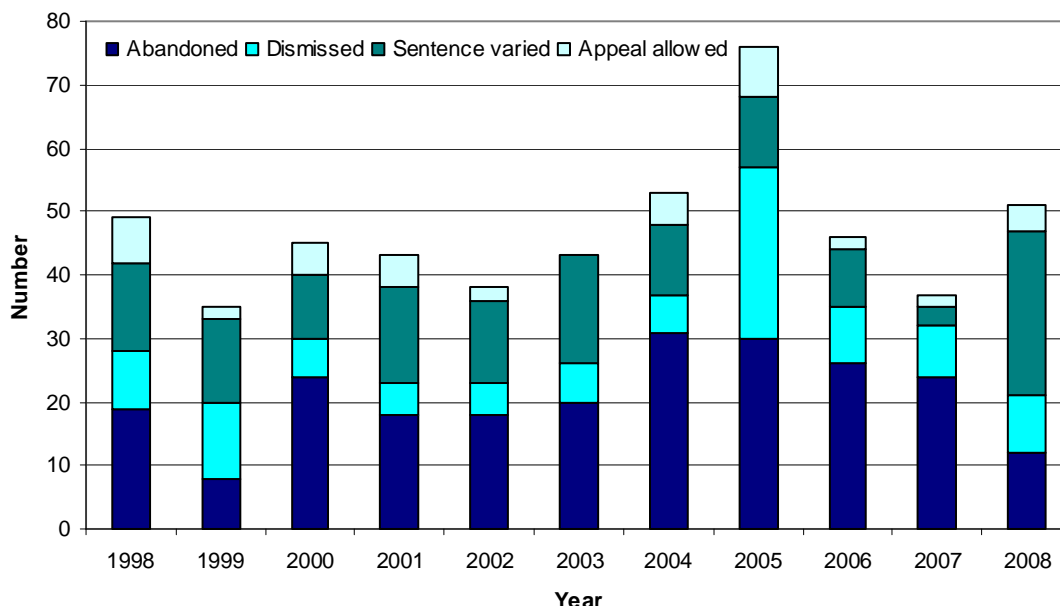


Figure 10.8: Outcome of criminal appeals in non-scheduled cases; 1998 – 2008



Footnotes:

1. Abandoned refers to those appeals abandoned, withdrawn or refused.
2. Appeal dismissed refers to the sentence being affirmed or appeal dismissed.
3. Sentence varied refers to the sentence being increased or decreased.
4. Appeal allowed refers to the conviction being quashed.

Appeals from Magistrates' Courts to the County Court

- ◆ If someone is convicted in a magistrates' court they may appeal against the conviction or sentence. The appeal is held by a county court which can hear all the evidence again and which can uphold, reverse or amend the original decision. If the appeal is based on point of law, the appeal is heard in the Court of Appeal.
- ◆ The number of appellants dealt with by the county court was 1,391 in 2008, similar to the 2007 total of 1,333 (Figure 10.9).
- ◆ The total number of appeals dealt with in the county court during 2008 was 2,228 (an appellant can account for more than one appeal). Of these, the vast majority (2,197 or 99%) were criminal appeals. Civil appeals accounted for just 1% (31) of all appeals.
- ◆ In 2008, 67% (1,462) of criminal appeals in the county court were against sentence only; the remaining 735 (33%) were against conviction and sentence combined (Figure 10.10).
- ◆ Criminal appeals against sentence only, have increased by 8%, from 1,356 in 2007 to 1,462 in 2008.
- ◆ Over this same period, the number of appeals against conviction only or conviction and sentence has risen by 8%, from 681 in 2007 to 735 in 2008.

Figure 10.9: Appellants from magistrates' courts dealt with by the county court; 1998 – 2008

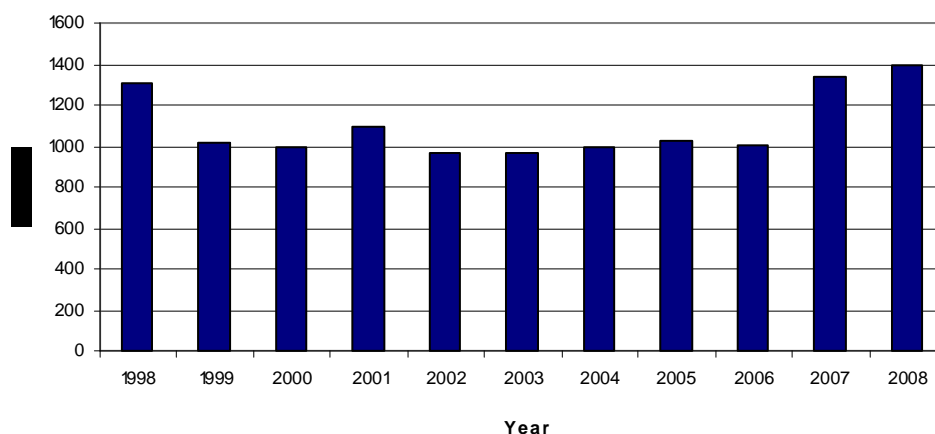
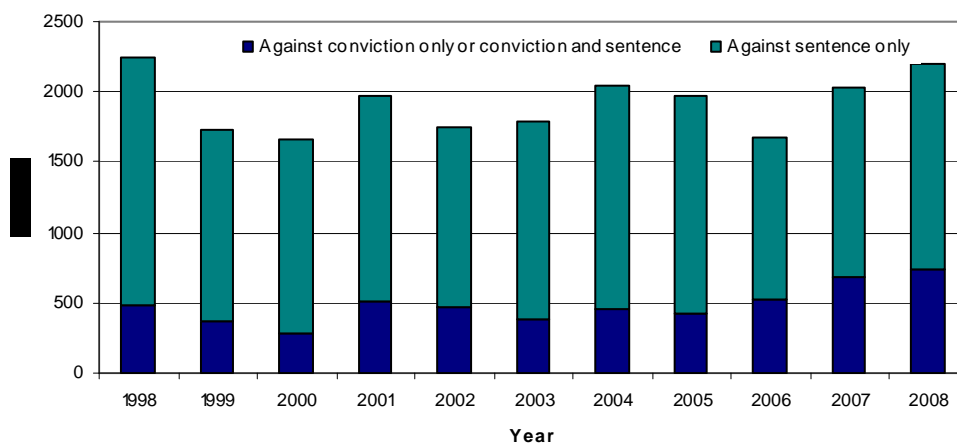


Figure 10.10: Grounds of appeal of appellants from magistrates' courts to the county court; 1998 – 2008¹



Footnote:

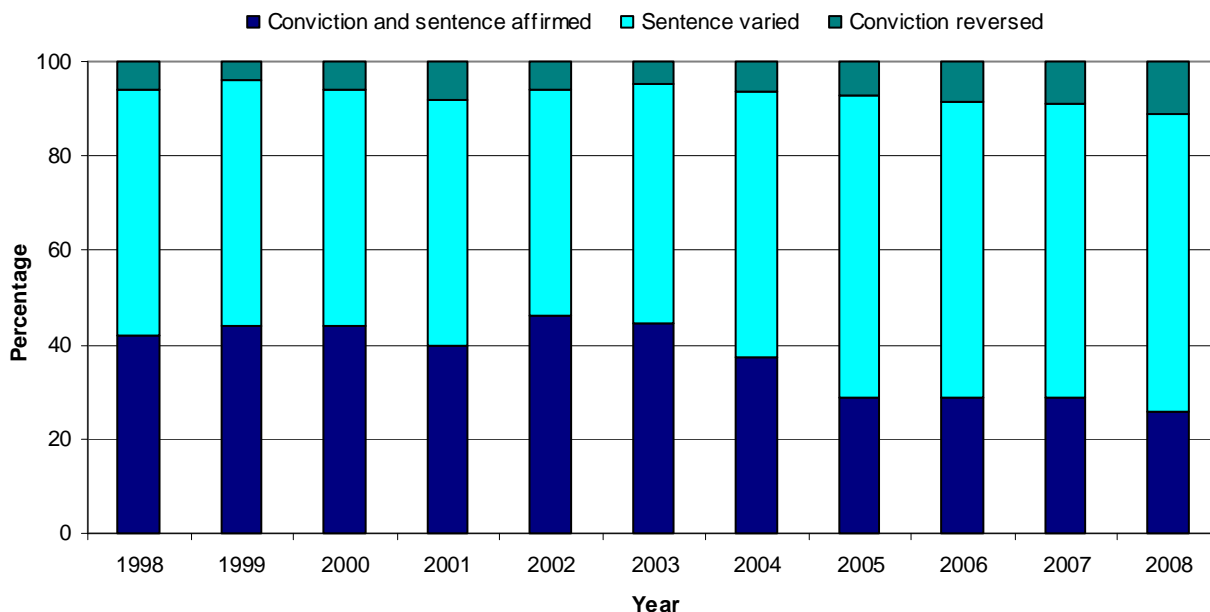
1. Excludes civil appeals and appeals withdrawn.

Sources: Northern Ireland Judicial Statistics: 1998 – 2008; Northern Ireland Court Service

Outcome of Appeals from Magistrates' Courts to the County Court

- ◆ In 2008, 26% of appeals from the magistrates' courts to the county court had the original court disposal confirmed. This compares with 29% in 2007 (Figure 10.11).
- ◆ Similar proportions resulted in variations in sentence in 2007 (62%) and 2008 (63%).
- ◆ In 2008, 11% of appeals referred from the magistrates' courts to the county court were reversed; similar to the 9% in 2007.

Figure 10.11: Outcome of appeals from magistrates' courts to the county court; 1998 – 2008¹



Footnote:

1. Excludes civil appeals.

Chapter 11

Custody

Introduction

Average Prison Population

Average Prison Population by Prison Establishment

Types of Prisoner

Prisoners Sentenced to Immediate Custody

Sexual Offenders

Fine Default

Imprisonment in Northern Ireland and Other Countries

Life Sentence Prisoners Released on Licence

Prison Population Projections 2005-2009

Juvenile Justice Centre

Admissions into Juvenile Justice Centre

Average Juvenile Justice Centre Population



Introduction

- ◆ Offenders given an immediate custodial sentence by the court may be specifically directed to a juvenile justice centre (if under 17), a young offenders centre (if under 21 and receiving a sentence of up to four years) or may be given a more general order of imprisonment or detention. Juvenile justice centres are not prison establishments and statistics on persons detained there are reported in a separate section at the end of this chapter.

Average Prison Population

- ◆ The total average prison population in Northern Ireland increased by almost 2% from an average of 1,466 in 2007 to an average of 1,490 in 2008. This was the seventh consecutive annual average increase (Figure 11.1).
- ◆ The total number of receptions into prison increased by 2%, from 6,061 in 2007 to 6,185 in 2008.
- ◆ Almost three quarters (73%) of the average prison population sentenced to immediate custody in 2008 were males between the ages of 17 and 39 (Figure 11.2).

Figure 11.1: Average prison population by type of prisoner; 1978-2008

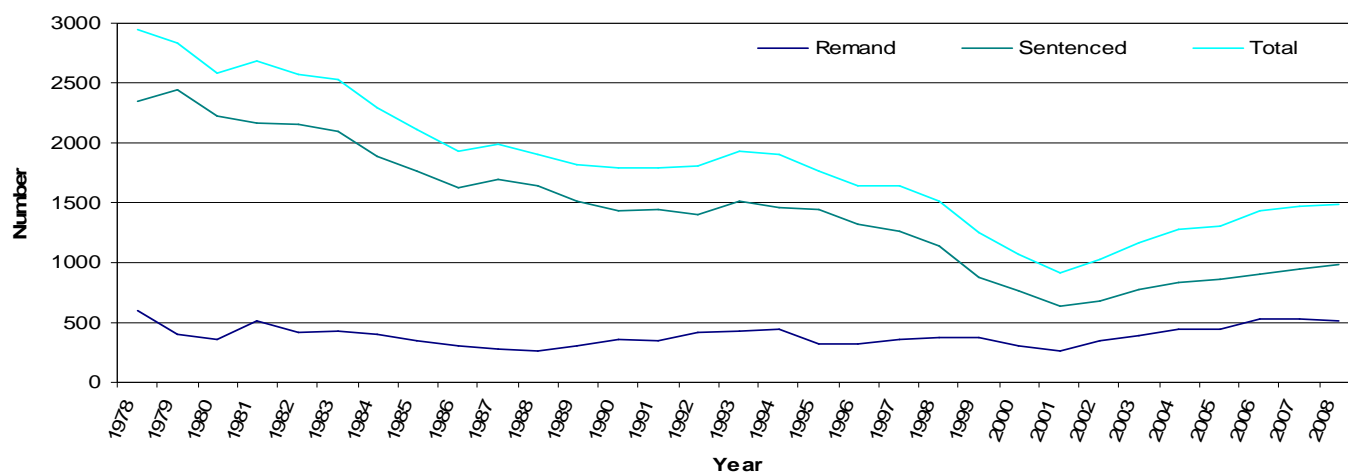
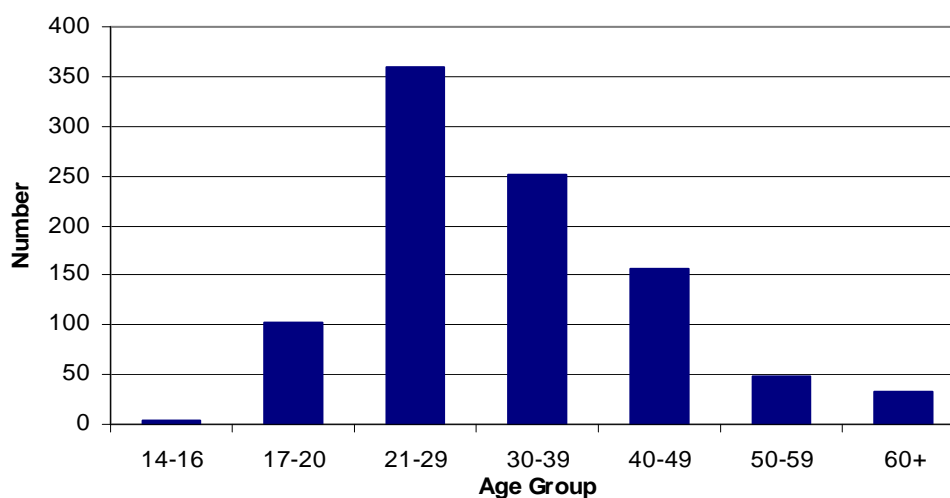


Figure 11.2: Average prison population under sentence of immediate custody by age at sentence; 2008



Average Prison Population by Prison Establishment

- ◆ HMP Maghaberry has the largest prison population in Northern Ireland, having an average population of 816 (55% of the total) in 2008. This consisted of 389 remand prisoners and 427 sentenced prisoners (95% of whom were under sentence of immediate custody, 4% under sentence of fine default and 1% who were non-criminal prisoners).
- ◆ The largest proportion of fine default prisoners are held in HMP Maghaberry – 17 on average in 2008.
- ◆ Female prisoners are held in a separate unit within Hydebank Wood Prison. On average in 2008 there were 47 female prisoners; 21 immediate custody; 2 fine default; 0 non-criminal; and 24 remand prisoners.
- ◆ Young offenders are housed in a separate area of Hydebank Wood. Detention in the young offenders centre is instead of imprisonment for offenders of not less than 16 years but under 21 years who have been convicted of an offence which is punishable with imprisonment in the case of a person of at least 21 years of age.
- ◆ Non-criminal prisoners include those who have been imprisoned for non-payment of maintenance, non-payment of debt, contempt of court or are being held under the terms of an Immigration Act.

Table 11.1: Average population in prison establishments by type of prisoner; 2008

Prisoner Type	Prison Establishment				TOTAL ¹
	Magilligan	Maghaberry	Hydebank Wood (YOC)	Hydebank Wood (Female)	
Remand	0	389	93	24	506
Fine defaulter	0	17	3	2	21
Immediate custody	442	405	88	21	956
Immigration detainee	0	5	1	0	6
TOTAL	442	816	185	47	1490

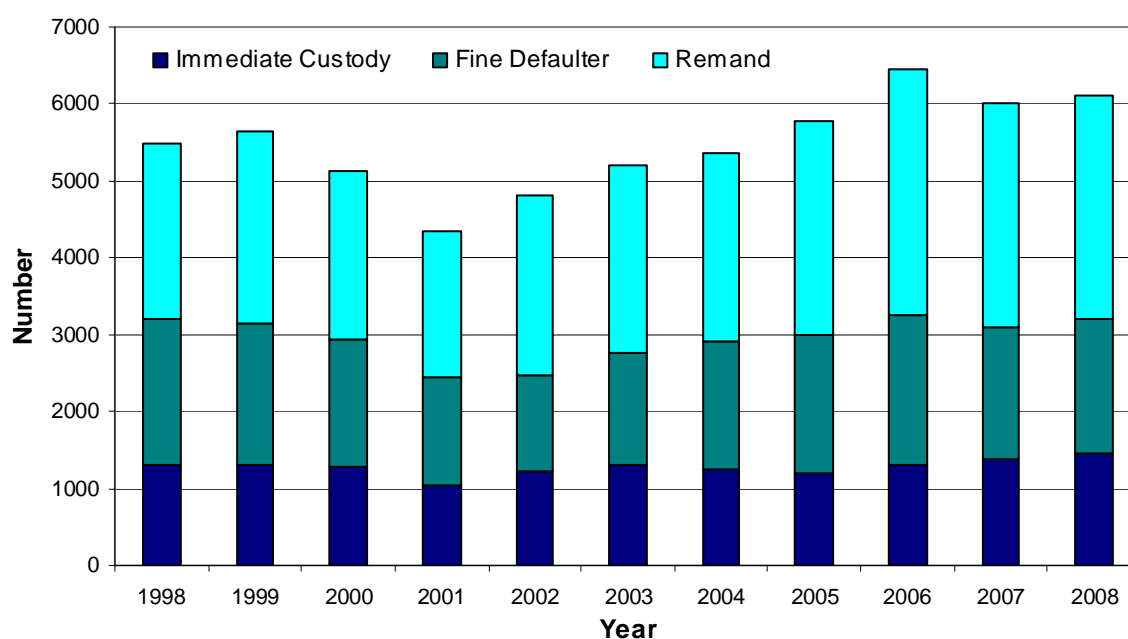
Footnote:

1. Rows and columns may not sum owing to rounding of average figures.

Types of Prisoner

- ◆ In 2008, 47% (2,905) of prisoner receptions were remands, 28% (1,742) were for fine default and 24% (1,466) were immediate custody (Figure 11.3). A small number of non-criminal prisoners (72) were also received into prison in 2008.
- ◆ The total number of receptions into prison increased between 2007 and 2008. A total of 6,185 prisoners were received during 2008, 2% more than in 2007 (6,061).
- ◆ Between 2007 and 2008, remand receptions decreased by 1%; fine default receptions increased by 1% and immediate custody receptions increased by 7%.

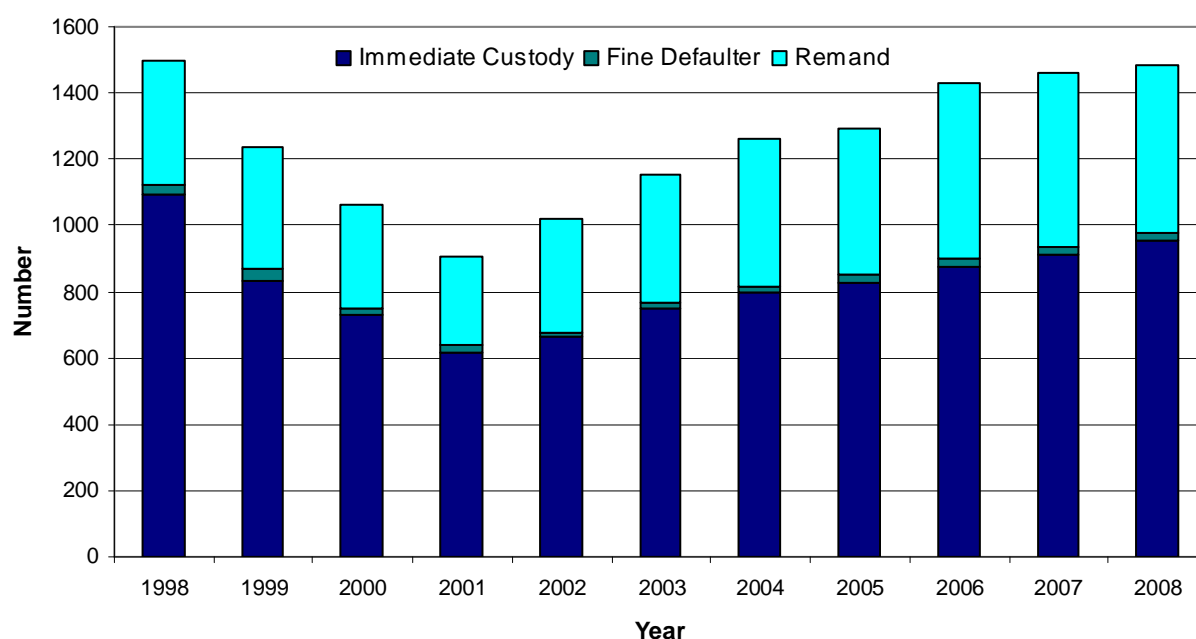
Figure 11.3: Prison receptions by type of prisoner; 1998-2008



Types of Prisoner (continued)

- ◆ The 2008 average remand population of 506 was a decrease of just over 3% on the 2007 level (525). In the last three years the remand population has been larger than at any other point over the last decade; the lowest average remand population over the last ten years occurred in 2001 (266) (Figure 11.4).
- ◆ The average fine defaulter population in 2008 was 21 (the 2007 average was 26). The average number of fine defaulters has fluctuated during the last decade, reaching a high of 33 in 1999 and a low of 17 in 2002.
- ◆ The average immediate custody population in 2008 was 956, 5% higher than in 2007 (909) and representing the seventh consecutive annual increase. The most noticeable decline in the average immediate custody population occurred between 1998 (1,094) and 2001 (616), a decrease of 44%. The overall decrease during the last decade can be partially explained by the number of prisoners discharged under the Northern Ireland (Sentences) Act 1998 which came about as a result of the Belfast Agreement.
- ◆ The average number of non-criminal prisoners (mainly immigrant detainees) was 6 in 2008. The annual average has varied over the last decade from a low of 2 in 2006 to a high of 10 in 1998 and 2004.

Figure 11.4: Average prison population by type of prisoner¹; 1998-2008



Footnote:

1. Number of non-criminal prisoners was too small for inclusion.

Prisoners Sentenced to Immediate Custody

- ◆ In 2008, 68% of prisoners sentenced to immediate custody were serving sentences for violent offences (violence against the person, sexual offences, robbery) (Figure 11.5).
- ◆ In 2008, 17% of the immediate custody population (161) were serving life sentences; 31% (298) were serving determinate sentences of over 5 years, and 18% (176) were serving sentences of 1 year and under (Figure 11.6).
- ◆ In contrast, in 2008 70% (1,033) of those received under sentence of immediate custody were for sentences of 1 year or under in length; 5% (70) had determinate sentences of over 5 years, and less than half of 1% (6) received life sentences (Figure 11.7).

Figure 11.5: Average population under sentence of immediate custody by offence; 2008

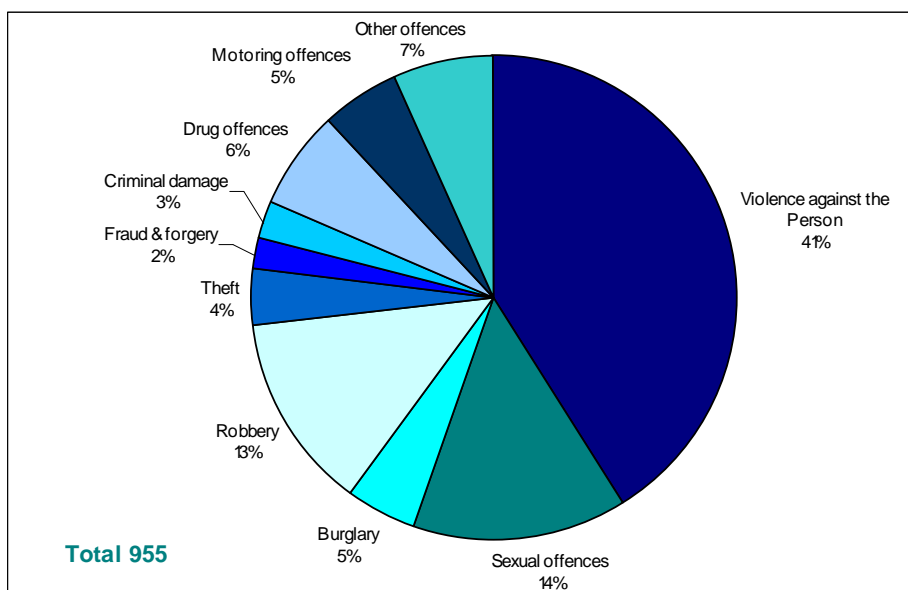


Figure 11.6: Average population under sentence of immediate custody by sentence length; 2008

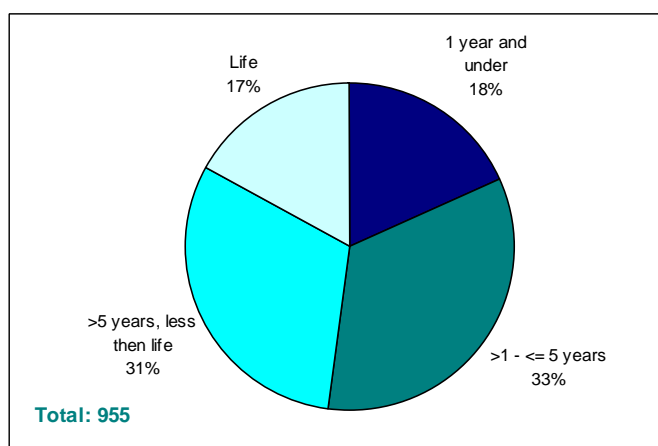
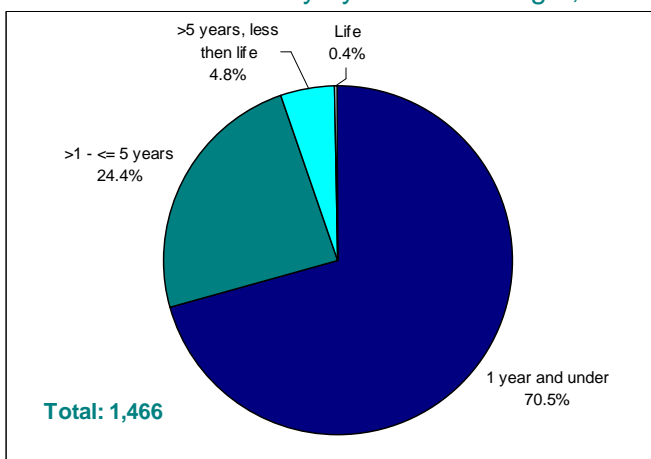


Figure 11.7: Receptions under sentence of immediate custody by sentence length; 2008



Source: 'The Northern Ireland Prison Population in 2008': NIO Research and Statistical Bulletin 5/2009

Sexual Offenders

- ◆ Sexual offenders formed 14% of the Northern Ireland average prison population under sentence of immediate custody in 2008. This compares with a low in the last decade of 10% in 1998 and a high of 16% in 2001.
- ◆ Over one third (35%) of the average sexual offender population in 2008 had been convicted of rape while a similar proportion (34%) had been convicted of gross indecency with a child (Figure 11.8).
- ◆ The average number of sexual offenders in the immediate custody prison population rose by 2%, from 134 in 2007 to 137 in 2008. The 2008 average is 22% higher than the 1998 average, though the average number has fluctuated over the decade (Figure 11.9).

Figure 11.8: Average prison population under sentence of immediate custody for sexual offences; 2008

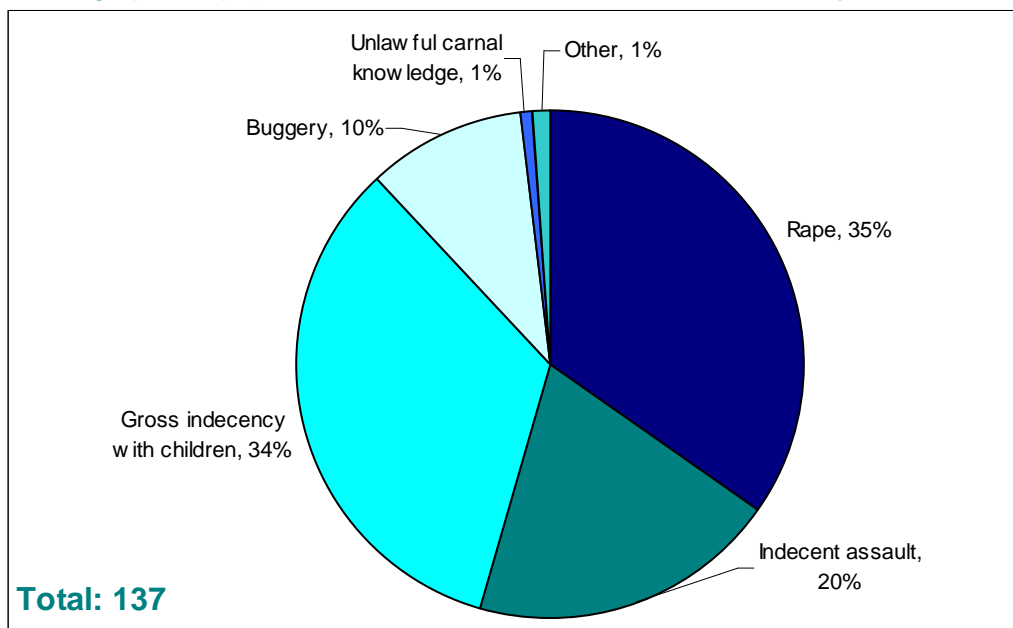
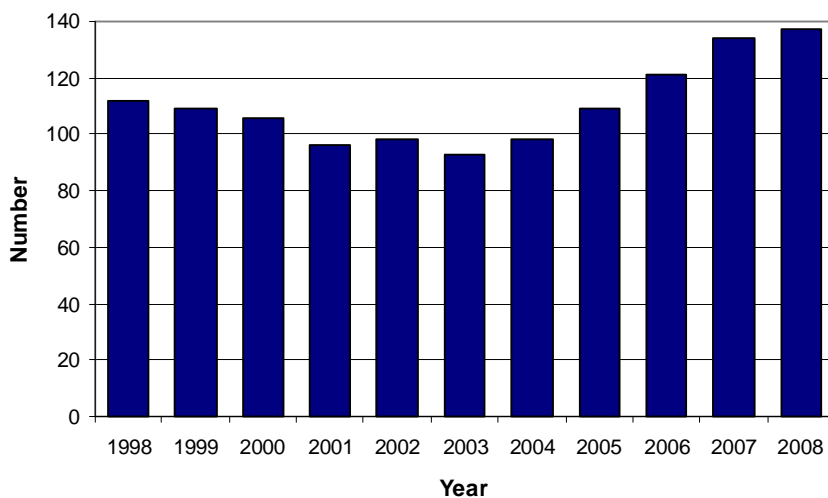


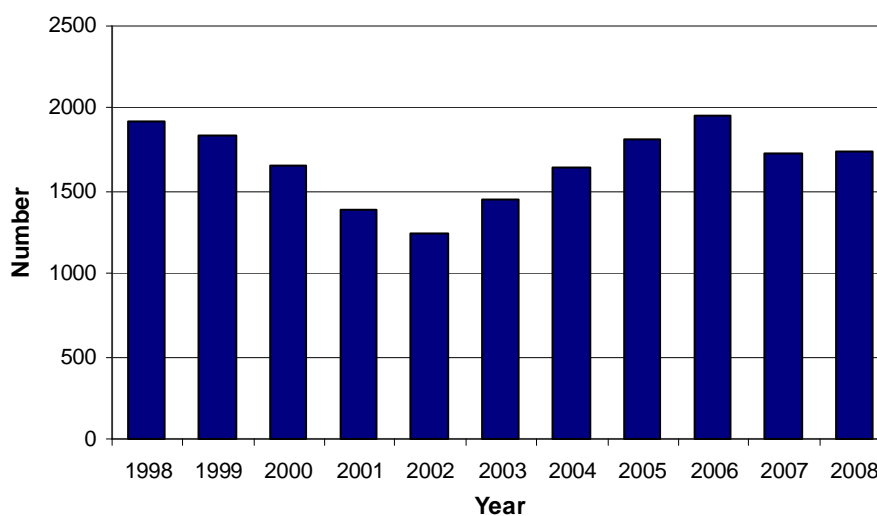
Figure 11.9: Average prison population convicted of sexual offences under sentence of immediate custody; 1998-2008



Fine Default

- ◆ Fine defaulters are those who have been given a fine by the courts (strictly a fine or custodial sentence), have not paid that fine within a stipulated time, and have then been the subject of a warrant issued by the court.
- ◆ The maximum amount which the offender is fined is generally set by statute. In the Crown Court the amount is unlimited. It is not a part of the principle of this sentence to fine a wealthy person according to their means, but it is thought desirable for the court to have some knowledge of the financial circumstances of the offender. If an offender does not pay a fine, they may be sent to prison.
- ◆ In 2008, the average time served for fine default was 4 days.
- ◆ Despite constituting a small part of the prison population (average 21 or 1% of total in 2008) the number of fine default receptions is substantial and accounted for 28% of all receptions.
- ◆ The total number of fine default receptions in 2008 (1,742) was 1% higher than that for 2007 (1,724). Fine defaulter receptions have fluctuated over the last decade, reaching a high of 1,951 in 2006 and a low of 1,240 in 2002 (Figure 11.10).

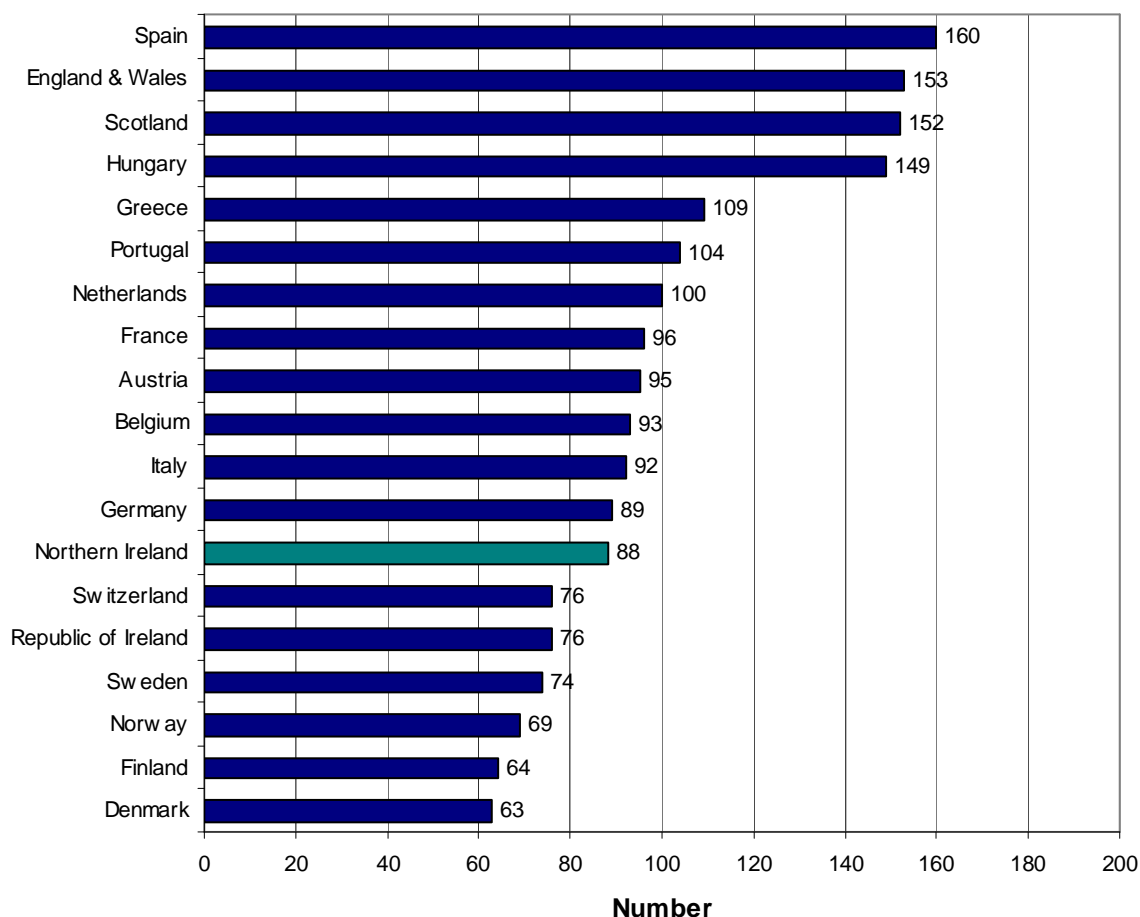
Figure 11.10: Prison receptions for fine default; 1998-2008



Imprisonment in Northern Ireland and Other Countries

- ◆ The King's College London International Centre for Prison Studies publication, "World Prison Population List (eighth edition)" published in early 2009 indicated that on 24 November 2008, Northern Ireland had 88 prisoners for every 100,000 people in the population. Figure 11.11 shows that on similar dates in England & Wales and Scotland the equivalent figures were 153 and 152 respectively. The rate in the Republic of Ireland was 76 (26 October 2007).
- ◆ Among selected western European countries, Spain (160) had the highest rate of imprisonment per 100,000 population whilst Denmark (63 on 4 September 2008) had the lowest rate. Germany (89 on 31 August 2008) and Italy (92 on 30 June 2008) were two other European countries with a similar rate to Northern Ireland.
- ◆ The USA (756 on 31 December 2007) had the highest rate in the world, followed by the Russian Federation (629 on 1 November 2008).

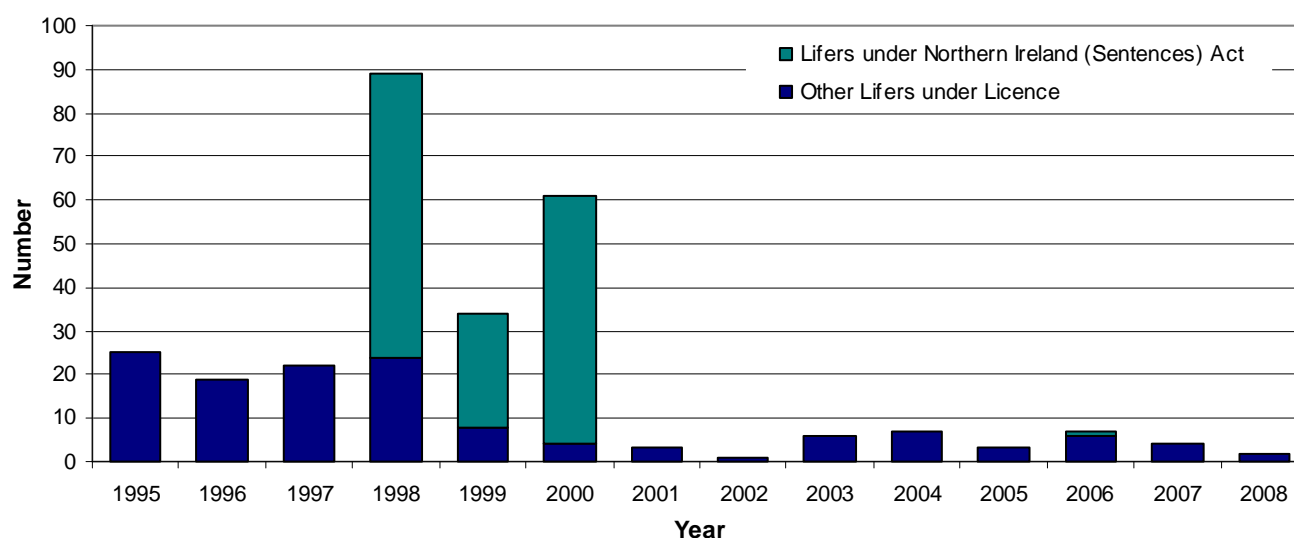
Figure 11.11: Prisoners per 100,000 population for selected European jurisdictions



Life¹ Sentence Prisoners Released

- ◆ Under the terms of the Belfast Agreement, the Northern Ireland (Sentences) Act was introduced in July 1998. Prisoners convicted of scheduled offences and attracting a sentence of five years or more became eligible to apply for early release to the Independent Sentence Review Commissioners.
- ◆ In 2008, no life sentence prisoners were released on licence (Northern Ireland (Sentences) Act) (Figure 11.12).
- ◆ Between 1998 and 2008 there were 216 life sentence prisoners released from prison in Northern Ireland. Over two thirds (69%) were released under the terms of the Northern Ireland (Sentences) Act.
- ◆ The total number of life sentence prisoners released in one year peaked at 89 in 1998.

Figure 11.12: Life¹ sentence prisoners released; 1995-2008



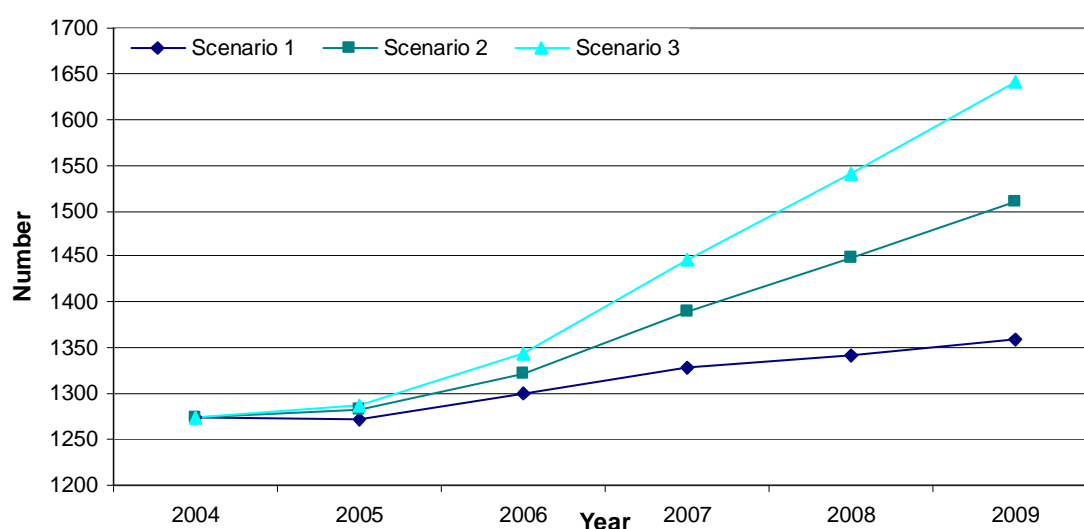
Footnote:

1. Includes those detained at the Secretary of State's pleasure.

Prison Population Projections 2005 – 2009

- ◆ The most recently published projections for the Northern Ireland prison population cover the 2005-2009 period. Three different scenarios representing possible developments in prisoner numbers over the next five years are offered, in the context of sentencing, prison receptions and custody rates over the last decade (Figure 11.13).
- ◆ **Scenario 1:** The low trend scenario assumes a very modest annual increase in the determinate sentence immediate custody receptions (2% per year from 2006), no change in the average sentence length profile and an initial small increase followed by a gradual decrease in the remand population as a proportion of the overall population. This results in a projected annual average of 1,360 prisoners by 2009.
- ◆ **Scenario 2:** The middle trend scenario assumes a relatively modest annual increase in the determinate immediate custody receptions (3% per year from 2006), a slow increase in the average sentence length profile and an initial small increase followed by a gradual decrease in the remand population as a proportion of the overall population. This results in a projected annual average of 1,509 prisoners by 2009.
- ◆ **Scenario 3:** The high trend scenario assumes an annual increase of 5% for determinate immediate custody receptions and a gradual increase in the sentence length profile of the immediate custody proportion. The scenario also assumes a slight initial decrease in the remand population as a proportion of the overall population, which is then held constant for the rest of the projection period. This results in a projected annual average of 1,641 prisoners by 2009.
- ◆ The basis for these projections is a trend-extrapolative approach. Projections are made by examining trends within sentencing and prison reception data. However the further ahead a series is projected, the greater the scope for departure of the projected trend from the actual trend.
- ◆ The projections presented here are given in the form of an annual average population. The maximum and minimum daily population in any one year will of course deviate from this due to within-year fluctuations.

Figure 11.13: Alternative projection scenarios of the Northern Ireland prison population; 2005-2009



Source: 'Northern Ireland Prison Population Projections 2005-2009': NIO Research and Statistical Bulletin 12/2005

Juvenile Justice Centre

- ◆ The majority of young people aged 10-17 requiring custody are held in Woodlands, the single Juvenile Justice Centre (JJC) for Northern Ireland. All females in this age group, and the majority of males aged 10 – 16 years are held at the JJC. Males aged 17 who require custody can be detained in the JJC, depending on their offending history, otherwise they are held in the Young Offenders Centre (YOC) at Hydebank Wood. In certain circumstances males aged 15 and 16 can also be held in the YOC. The YOC provides custody for males up to the age of 21.
- ◆ Most of the children sentenced to custody in the JJC serve a juvenile justice centre order. A juvenile justice centre order is a two-part order of between 6 months and 2 years, half of which is served in custody and half under supervision in the community.

Admissions into the Juvenile Justice Centre

- ◆ The total numbers admitted into the Juvenile Justice Centre in 2009 increased to 340 from 254 in the previous year (Table 11.2).
- ◆ Of the 340 admissions in 2009, 51% (174) were admitted under the Police and Criminal Evidence Order 1989 (PACE), 44% (119) were admitted directly onto remand and 5% (16) were admitted after sentence.
- ◆ The majority of those admitted into the juvenile justice centre are male; in 2009, 86% of those admitted were male and 14% were female.
- ◆ The largest proportion of those admitted in 2009 were aged 16 (40%). A further 29% were aged 15.

Table 11.2: Admissions to Juvenile Justice Centre by status on admission; 2000-2009¹

Year	PACE	Remand	Sentence	Total
2000	190	126	26	342
2001	180	104	18	312
2002	219	88	15	322
2003	208	63	10	281
2004	181	98	27	306
2005	130	150	26	306
2006	175	133	28	336
2007	159	175	21	355
2008	119	119	16	254
2009 ²	174	149	16	340

Footnotes:

1. This is based on initial admissions to the Juvenile Justice Centre and does not include any internal changes of status, for example, from PACE to remand, remand to sentence etc.
2. The total for 2009 includes one admission on fine default.

Source: The Youth Justice Agency of Northern Ireland.

Average Juvenile Justice Centre Population

- ◆ The total average population in the Juvenile Justice Centre remained at 27 in 2009 (Table 11.3).
- ◆ In 2009, 59% of the average population were held on remand, and 37% were held on sentence.
- ◆ While a large number of young people admitted into the Juvenile Justice Centre are received under PACE, they remain there for, at most, a few days. As a result they have very little impact on the average population made up of those with longer sentences and those on remand.

Table 11.3: Average population of Juvenile Justice Centre; 2000-2009

Year	PACE	Remand	Sentence	Total
2000	1	18	13	32
2001	1	14	14	29
2002	1	18	11	30
2003	1	14	9	23
2004	1	15	8	23
2005	<1	17	9	26
2006	<1	17	8	25
2007	<1	22	9	31
2008	<1	17	9	27
2009	1	16	10	27

Chapter 12

Confidence in Policing and the Criminal Justice System

Confidence in the Police and Police Accountability Arrangements

Confidence in Community Engagement by the Local Police and Partnership Agencies

Confidence in the Fairness of the Criminal Justice System

Confidence in the Effectiveness of the Criminal Justice System



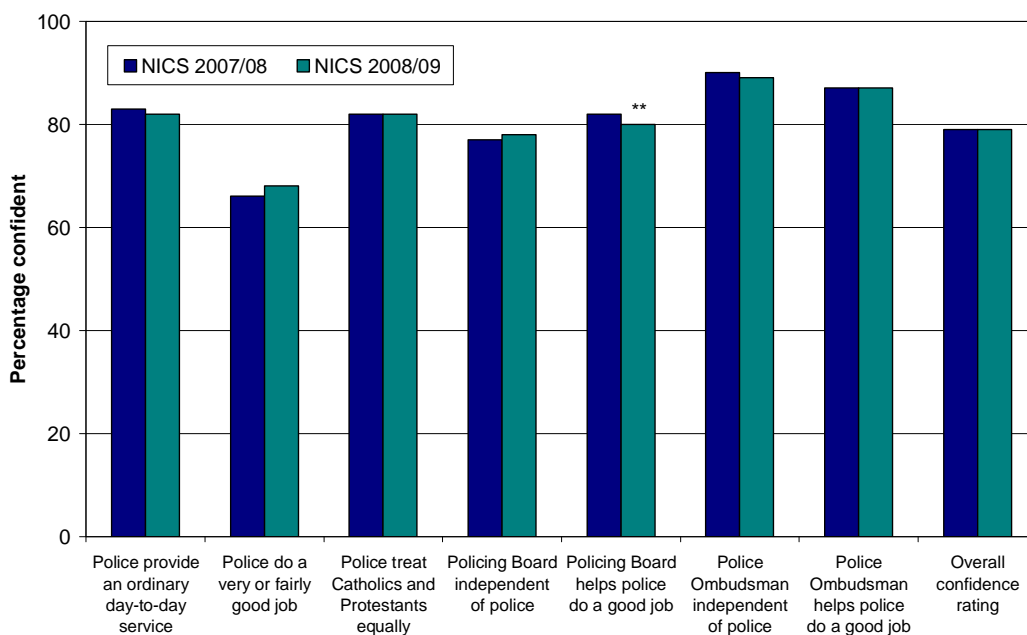
Confidence in the Police and Police Accountability Arrangements

- ◆ Public confidence in the police and police accountability arrangements (referred to collectively as ‘policing’) continues to be measured through the Northern Ireland Crime Survey (NICS) as part of the NIO 2007 ‘Make Communities Safer’ Public Service Agreement (PSA). The aim is to increase the level of confidence in policing based on a weighted composite measure¹, consisting of a suite of seven indicators, eliciting views on the fairness and effectiveness of the police and police accountability arrangements in terms of:
 1. the ability of the police to provide an ordinary day-to-day policing service;
 2. how good a job the police are doing;
 3. whether the police treat Catholic and Protestant members of the public equally;
 4. whether the Policing Board is part of the police or independent of the police;
 5. whether the Policing Board helps ensure that the police do a good job;
 6. whether the Police Ombudsman is part of the police or independent of the police; and
 7. whether the Police Ombudsman helps ensure that the police do a good job.

- ◆ This same methodology was deployed by NIO as part of its 2004 PSA (Target 1), the final outcome of which saw confidence increase by six percentage points from 73% in 2003/04 to 79% in 2007/08.

- ◆ With the exception of a statistically significant decrease ($p < 0.05$) in the proportion of respondents who felt the ‘Policing Board helps the police do a good job’, which fell from 82% to 80%, there were no changes in the level of confidence in policing across the indicators between NICS 2007/08 and 2008/09. In turn, the overall confidence rating remained unchanged at 79% (Figure 12.1).

Figure 12.1: Confidence in the police and police accountability arrangements²



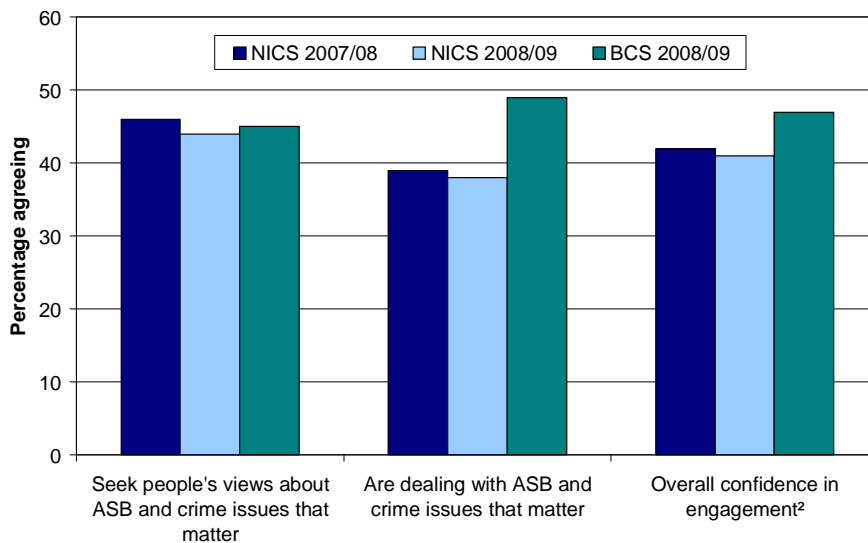
Footnotes:

1. This weighted composite measure is derived from the seven individual strands listed above. For more information refer to NIO Research and Statistical Bulletin 1/2010.
2. “**” denotes statistically significant change at the five per cent level ($p < 0.05$) compared with the previous year.

Confidence in Community Engagement by the Local Police and Partnership Agencies

- ◆ The NIO 2007 ‘Make Communities Safer’ Public Service Agreement (PSA) also aims to increase the level of public confidence in the local police and other agencies working in partnership on anti-social behaviour (ASB) and crime issues. To facilitate this, and in line with Home Office, a suite of questions was introduced to the NICS in October 2007¹.
- ◆ For the purpose of this PSA Key Performance Indicator (KPI), an unweighted composite measure has been constructed based on the proportion of respondents who ‘strongly agree’ or ‘tend to agree’ that the local police and other agencies:
 - ◆ seek people’s views about the ASB and crime issues that matter in this area; and
 - ◆ are dealing with the ASB and crime issues that matter in this area.
- ◆ Under half (44%) of NICS 2008/09 respondents agreed that the local police and other agencies seek people’s views about the ASB and crime issues that matter in their area, a similar proportion to that measured in England and Wales (45%; BCS 2008/09) (Figure 12.2).
- ◆ In contrast, people in England and Wales were more likely than those in Northern Ireland (49% v 38%) to agree that the local police and other agencies are dealing with the ASB and crime issues that matter (Figure 12.2).
- ◆ Findings from NICS 2008/09 indicate that, at 41%, overall confidence in engagement remains on a par with that measured in 2007/08 (42%) but below the equivalent figure in England and Wales (47%; BCS 2008/09) (Figure 12.2).

Figure 12.2: Confidence in community engagement by the local police and other agencies (%) in Northern Ireland and England and Wales



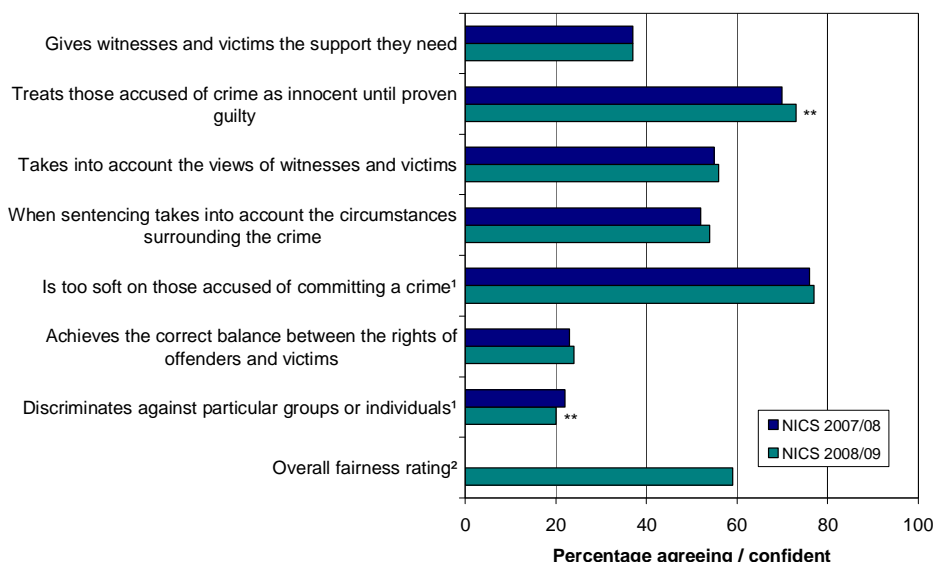
Footnotes:

1. NICS refers specifically to ‘the police and other agencies, including district councils’. BCS refers to ‘the police and local councils’, although ‘other agencies’ are referred to in an introductory paragraph.
2. The overall confidence in engagement rating has not been adopted in England and Wales, whose PSA is restricted to ‘dealing with the ASB and crime issues that matter’, and is presented for comparison purposes only.

Confidence in the Fairness of the Criminal Justice System

- ◆ Public confidence in the fairness of the criminal justice system (CJS) is being measured through the Northern Ireland Crime Survey (NICS) as part of the NIO 2007 ‘Justice for All’ PSA.
- ◆ Since October 2007, NICS respondents have been asked to what extent they agree or disagree with the following statements concerning the fairness with which the CJS responds to a variety of people in different circumstances:
 1. gives witnesses and victims the support they need;
 2. treats those accused of crime as innocent until proven guilty;
 3. takes into account the views of witnesses and victims;
 4. when sentencing takes into account the circumstances surrounding the crime;
 5. is too soft on those accused of committing a crime;
 6. achieves the correct balance between the rights of offenders and victims; and
 7. discriminates against particular groups or individuals.
- ◆ In July 2008, an additional question eliciting the level of confidence in the fairness of the ‘CJS as a whole’ was introduced to the survey immediately following these ‘funnel-type’ questions.
- ◆ Almost two-thirds of NICS 2008/09 participants (59%) thought the CJS as a whole is fair, the same proportion as that recorded in England and Wales (59%; BCS 2008/09) (Figure 12.3%).
- ◆ Confidence in the fairness of the CJS was highest with regard to how it ‘treats those accused of crime as innocent until proven guilty’. Almost three-quarters (73%) held this view in 2008/09, up from 70% in 2007/08 (Figure 12.3).
- ◆ A statistically significant reduction was evident in the proportion of people claiming the CJS ‘discriminates against particular groups or individuals’; 20% in 2008/09, compared with 22% in 2007/08 (Figure 12.3).

Figure 12.3: Confidence in the fairness of the criminal justice system (%)³



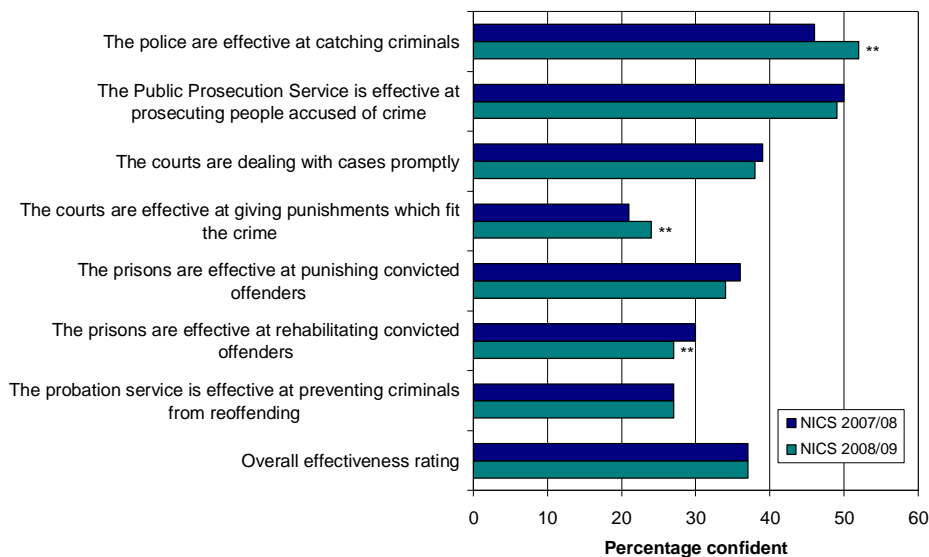
Footnotes:

1. These statements relate to what would be negative outcomes.
2. An overall fairness rating is not available for NICS 2007/08 (introduced July 2008).
3. *** denotes statistically significant change at the five per cent level (p<0.05) compared with the previous year.

Confidence in the Effectiveness of the Criminal Justice System

- ◆ Public confidence in the effectiveness of the criminal justice system (CJS) is also measured through the Northern Ireland Crime Survey (NICS) as part of the NIO 2007 ‘Justice for All’ PSA.
- ◆ Since October 2007, NICS participants have been asked for their views on the effectiveness of the organisations that make up the CJS in achieving particular outcomes, as well as how they feel about the overall effectiveness of the CJS. Respondents are asked how confident they are that:
 1. the police are effective at catching criminals;
 2. the Public Prosecution Service (PPS) is effective at prosecuting people accused of crime;
 3. the courts are dealing with cases promptly;
 4. the courts are effective at giving punishments which fit the crime;
 5. the prisons are effective at punishing convicted offenders;
 6. the prisons are effective at rehabilitating convicted offenders; and
 7. the probation service is effective at preventing criminals from reoffending.
- ◆ These ‘funnel-type’ questions are followed by a single question designed to educe the overall level of confidence in the effectiveness of the ‘CJS as a whole’.
- ◆ The proportion of NICS 2008/09 respondents who considered that ‘the CJS as a whole is effective’ remained stable at 37%, a similar proportion to that measured in England and Wales (38%; BCS 2008/09) (Figure 12.4).
- ◆ Since 2007/08, statistically significant increases ($p < 0.05$) have been observed in the proportions of people expressing confidence that: ‘the police are effective at catching criminals’ (52% in 2008/09, up from 46% in 2007/08); and ‘the courts are effective at giving punishments which fit the crime’ (24%, up from 21%) (Figure 12.4).
- ◆ In contrast, there was a decrease in the level of confidence that ‘prisons are effective at rehabilitating convicted offenders’, falling from 30% in 2007/08 to 27% in 2008/09 (Figure 12.4).

Figure 12.4: Confidence in the effectiveness of the criminal justice system (%)¹



Footnote:

1. *** denotes statistically significant change at the five per cent level ($p < 0.05$) compared with the previous year.

Chapter 13

Human Resources

Police Service of Northern Ireland

Northern Ireland Policing Board

Northern Ireland Office

Northern Ireland Prison Service

Compensation Agency

Forensic Science Northern Ireland

Youth Justice Agency

Public Prosecution Service for Northern Ireland

Crown Solicitor's Office

Probation Board for Northern Ireland

Northern Ireland Court Service

Judicial Office

Legal Representation



Police Service of Northern Ireland

- ◆ The total number of police officers has fallen by 36% from 13,037 in 1993 to 8,399 at March 2010. The largest fall, 12%, occurred between 2000 (11,920 officers) and 2001 (10,437) (Table 13.1). This decrease reflects the implementation of recommendation 105 of the Report by the Independent Commission on Policing (the Patten Report), which was published in September 1999. The Independent Commission projected that by 2007 the Police Service should achieve the goal of 7,500 regular police officers. As reported by the Policing Board, the Police Service achieved this goal by March 2004.
- ◆ At 7,309 the number of regular police officers is similar to the level in 2003 (7,303) having fluctuated in the intervening years.
- ◆ The number of full-time reserve officers has fallen to 384 in 2009 (from 1,419 in 2004). Under recommendation 103 of the Patten Report, the government accepted that the full-time reserve would be phased out over a three year period. In September 2004, the Chief Constable announced his intention to reduce the full-time reserve strength to 680 members by the end of 2008. The Chief Constable announced on 21 September 2007 that the security situation requires him to retain a full-time reserve complement of 381 full-time officers to secure the police estate and to provide protection and security in the external police environment. After a review in 2009, the Chief Constable confirmed in November 2009 that the phasing out of the full-time reserve would continue and be completed by March 2011.
- ◆ The number of part-time reserve officers fell steadily to 870 in 2003, then increased by 6% to 919 in 2004 before falling again to 706 by March 2010. Under recommendation 104 of the Patten Report the government accepted that the part-time reserve should be enlarged with up to 2,500 officers. There have been 2 recruitment campaigns for police officers part time (POPT). In February 2006 the Northern Ireland Policing Board decided to replace the planned extension of the part-time service with the introduction of police community support officers (PCSOs). The CSR settlement provides the opportunity to proceed with the introduction of PCSOs during the CSR07 period. It will be a matter for the Chief Constable and the Policing Board to determine the timing for this, taking into account the priorities they have set.
- ◆ Since the first recruitment competition to the PSNI in March 2001, there have been 3,442 recruits appointed and the proportion of Catholics in the PSNI regular force has increased from just over 8% (at the time of the Patten Report) to 26.14% at 12 March 2009. This is in accordance with recommendations 120 and 121 of the Patten Report, from which recruitment to the PSNI is on a 50% Catholic, 50% non-Catholic basis. Current projections indicate steady progress towards the target of 30% Catholic composition by 2010/11.
- ◆ In 2008, there were 4 full-time regular officers per 1,000 population in Northern Ireland. Statistics, published by the Home Office, on police service strengths in England and Wales states the average number of police officers to be 3 per 1,000 population.

Sources: NIO Policing Division; 'A New Beginning: Policing in Northern Ireland' The Report of the Independent Commission on Policing for Northern Ireland; 'The Community and the Police Service' The Patten Report Updated Implementation Plan 2001; 'Annual Report and Statement of Accounts 2004/05': The Northern Ireland Policing Board; Home Office Statistical Bulletin: 'Police Service Strength, England and Wales, 31 March 2009'.

Police Service of Northern Ireland (continued)

Table 13.1: Police staffing levels; 1993 – 2009^{1,2}

Year	Regular	Full Time Reserve	Part Time Reserve	Total	Civilian Support
1993	8,464	3,184	1,389	13,037	2,421
1994	8,493	3,199	1,491	13,183	2,466
1995	8,415	3,101	1,584	13,100	2,498
1996	8,423	2,929	1,473	12,825	2,471
1997	8,485	2,982	1,324	12,791	2,930 ²
1998	8,456	2,936	1,238	12,630	3,035 ²
1999	8,445	2,719	1,174	12,338	2,916 ²
2000	8,268	2,555	1,097	11,920	3,125
2001	7,149	2,256	1,032	10,437	3,293
2002	7,129	1,862	952	9,943	3,322
2003	7,303	1,646	870	9,819	3,656
2004	7,502	1,419	919	9,840	3,351
2005	7,503	1,060	854	9,417	2,995
2006	7,549	790	792	9,131	2,732
2007	7,412	673	871	8,956	2,649
2008	7,399	563	804	8,766	2,519
2009 ³	7,309	384	706	8,399	2,299

Northern Ireland Policing Board

- ◆ The Northern Ireland Policing Board is an independent public body whose job it is to oversee policing in Northern Ireland. It was set up on 4th November 2001 as a result of the Police (Northern Ireland) Act 2000. The Policing Board is not controlled by Government and has strong independent powers to carry out its work. The Policing Board consists of 19 members; 10 are members of the Northern Ireland Assembly appointed by their political parties and 9 are independent members appointed by the Secretary of State. The Policing Board was reconstituted on 1st April 2006 and again on 22 May 2007.
- ◆ The main role of the Policing Board is to ensure that the Police Service of Northern Ireland is effective, efficient, accountable and impartial, and, to hold the Chief Constable to account for his actions and those of his staff. This means that the Chief Constable must answer to the Policing Board on any aspect of policing in Northern Ireland. The Board is also responsible for negotiating the annual policing grant and reporting on how money is spent.
- ◆ At March 2009, the Northern Ireland Policing Board employed 64 people.

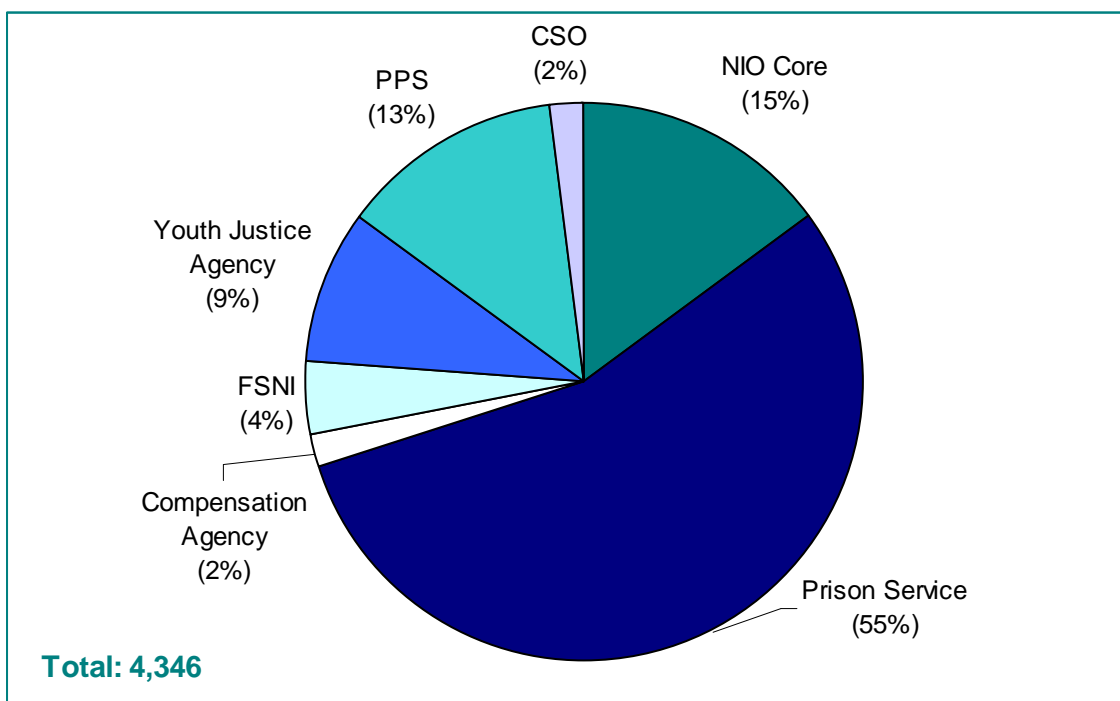
Footnotes:

1. At 31 December each year, except 2000 civilian figure which was taken at 31 March 2000, due to the transfer of responsibility for support staff from the Police Authority for Northern Ireland (PANI) to the Chief Constable.
2. PANI figures.
3. Figures as at 1 March 2010.

Northern Ireland Office

- ◆ The Northern Ireland Office (NIO) exists to support the Secretary of State in taking forward Government policy in Northern Ireland.
- ◆ The NIO consists of a core department, made up of five separate but integrated directorates: Political Directorate, Policing and Security Directorate, Criminal Justice Directorate, Information Services Directorate, and Central Services Directorate. The NIO also has four executive agencies – the Northern Ireland Prison Service, the Compensation Agency, the Forensic Science Agency and the Youth Justice Agency.
- ◆ The Public Prosecution Service for Northern Ireland (PPS) and the Crown Solicitor’s Office (CSO) are distinct from the NIO, although the staff of both departments are provided through the NIO.
- ◆ At April 2009, the NIO (including executive agencies, the PPS and CSO) employed 4,346 staff (Figure 13.1); this compared with 4,245 in 2008.
- ◆ The NIO core department employed 643 staff at April 2009, 82% of whom were Northern Ireland Civil Servants and the remainder were Home Civil Servants.

Figure 13.1: Northern Ireland Office (including executive agencies), Public Prosecution Service and Crown Solicitor’s Office staff; 2009¹



Footnote:
 1. Youth Justice Agency figures include NICS staff

Sources: NIO Personnel Services Division; Northern Ireland Prison Service; Youth Justice Agency

Northern Ireland Prison Service

- ◆ The Northern Ireland Prison Service is an executive agency of the NIO, established on 1 April 1995.
- ◆ The Northern Ireland Prison Service operates under the direction and control of the Secretary of State for Northern Ireland within a statutory framework based on the Prison Act (Northern Ireland) 1953 and the Prison and Young Offenders Centre Rules (Northern Ireland) 1995.
- ◆ The Northern Ireland Prison Service, through its staff, serves the community by keeping in secure, safe and humane custody those committed by the courts, by working with prisoners and other organisations seeks to reduce the risk of re-offending and, in so doing, aims to protect the public and to contribute to peace and stability in Northern Ireland.
- ◆ The number of people employed by the Northern Ireland Prison Service increased from 2,294 in 2008 to 2,397 in 2009.

Table 13.2: Northern Ireland Prison Service personnel by grade type; 1997 – 2009

Year	Discipline Grades	Governor Grades	Specialist Grades	Civilian Grades	TOTAL
1997	2,466	67	417	392	3,342
1998	2,381	64	403	408	3,256
1999	2,187	58	360	423	3,028
2000	2,048	57	343	427	2,875
2001	1,399	40	243	424	2,106
2002	1,378	39	258	455	2,130
2003	1,342	39	254	441	2,076
2004	1,333	39	231	421	2,024
2005	1,365	34	228	421	2,048
2006	1,385	43	255	477	2,160
2007	1,369	41	248	554	2,212
2008	1,531	45	241	477	2,294
2009	1,617	42	239	499	2,397

Compensation Agency

- ◆ The Compensation Agency was established on 1 April 1992 and was the first Executive Agency to be set up within the Northern Ireland Office.
- ◆ The Agency's aim is *'To support victims of violent crime and people who have suffered loss from action taken under the Terrorism Act 2000, by ensuring that they are appropriately compensated in accordance with the relevant statutory schemes.'*
- ◆ At March 2009, 77 people were employed by the Compensation Agency; this figure is unchanged from 2008.

Source: Northern Ireland Prison Service; NIO Personnel Services Division

Forensic Science Northern Ireland

- ◆ Forensic Science Northern Ireland (FSNI) was established as an executive agency of the NIO on 1 September 1995. The Agency exists to provide effective scientific advice and support to enhance the delivery of justice through: scientific support for the police in the investigation of crime; scientific support for the Police Ombudsman for Northern Ireland; scientific advice for the legal profession and objective expert testimony to the courts; training in the effective and efficient application of forensic science; and analytical support for the State Pathologist's Department.
- ◆ At April 2009, 195 people were employed by FSNI; this compares with 173 at April 2008.

Youth Justice Agency

- ◆ On 1 April 2003, the Youth Justice Agency was launched as an executive agency of the NIO, replacing the Juvenile Justice Board.
- ◆ The principal aim of the Youth Justice Agency is to prevent offending by children. In doing so, it delivers a range of services, often in partnership with others, with particular emphasis on helping children to address their offending behaviour, diverting them from crime, assisting their integration into the community, and also meeting the needs of victims of crime.
- ◆ There are three operational strands to the service provided by the Agency – community services, youth conference service and custodial provision. The remit of the Agency covers the Juvenile Justice Centre in Bangor along with 22 community based projects.
- ◆ At March 2009, the Youth Justice Agency employed 299 staff, a small fall on the 2008 figure of 308 (Table 13.3).

Table 13.3: Youth Justice Agency staff numbers; 1998 – 2009^{1,2}

Year	Staffing Levels
1998	254
1999	236
2000	179
2001	186
2002	255
2003	258
2004	255
2005	283
2006	289
2007	292
2008	308
2009	299

Footnote:

1. 2003 total includes community based projects, the juvenile justice centre and youth conference service. Figures prior to 2003 relate to training school (up to 30 January 1999) and juvenile justice centre staffing; Levels are taken at March each year.
2. Full time equivalent, and excludes NICS staff.

Source: NIO Personnel Services Division: The Youth Justice Agency

Public Prosecution Service for Northern Ireland

- ◆ The Public Prosecution Service for Northern Ireland (PPS) was established in June 2005 by the commencement of the Justice (Northern Ireland) Act 2002. The aim of the PPS is *'To provide the people of Northern Ireland with an independent, fair and effective prosecution service.'*
- ◆ The PPS is headed by the Director of Public Prosecution for Northern Ireland, and has responsibility for consideration and, where appropriate, the prosecution of all criminal cases in Northern Ireland. Prior to the creation of the PPS, criminal cases were prosecuted by the DPP and, in magistrates and youth court cases, the PSNI.
- ◆ At April 2009, the PPS employed 569 staff; the number employed at April 2008 was similar at 565.

Crown Solicitor's Office

- ◆ The Crown Solicitor's Office (CSO) provides a legal service to United Kingdom Government ministers, departments and agencies, the Police Service of Northern Ireland, the Policing Board for Northern Ireland, the Chief Electoral Officer for Northern Ireland and others, principally, but not exclusively, where civil proceedings are brought by or against them.
- ◆ The aim of the CSO is *'To provide a high quality, competitively priced legal service to its clients'*.
- ◆ There were 84 people employed within the CSO at April 2009 compared with 82 at April 2008.

Probation Board for Northern Ireland

- ◆ At the end of December 2008, the Probation Board for Northern Ireland (PBNI) employed 263 probation officers and support staff, an increase of 8% from the 244 employed at the end of December 2007.
- ◆ The number of administrative and other staff employed by PBNI was 118, an increase of 11% compared with the end of December 2007.

Northern Ireland Court Service

- ◆ The Northern Ireland Court Service was established in 1979 by the Judicature (Northern Ireland) Act 1978. The Court Service is accountable to Parliament through the Lord Chancellor and Secretary of State for Justice. The primary role of the Court Service is to provide the administrative support for the Northern Ireland courts.
- ◆ In 2008/09, the Northern Ireland Court Service employed some 828 staff (full-time and part-time), an increase on the 2007/08 figure of 762.
- ◆ Approximately 76% of staff are employed in the Operations Division of the Court Service, which encompasses the courts, the Enforcement of Judgments Office, Coroner's Office, the Business Development Group, the Judicial Services Group and the Human Resource Unit. The court business dealt with includes criminal, civil and family matters at all court tiers.

Judicial Office

- ◆ The permanent judicial complement in Northern Ireland at 31 March 2009 was 69. This includes the Lord Chief Justice (LCJ), 3 Lord Justices of Appeal, 10 High Court Judges, 7 Masters of the Supreme Court, 16 County Court Judges (there is currently 1 vacancy), 4 District Judges, 21 District Judges (Magistrates' Courts), 1 Chief Social Security Commissioner and Child Support Commissioner, 1 Social Security Commissioner and Child Support Commissioner, 1 Official Solicitor and 4 Coroners.
- ◆ In addition, there are 53 deputy judicial officers. This includes 1 temporary High Court Judge, 26 Deputy County Court Judges, 19 Deputy District Judges (Magistrates' Courts), 5 Deputy District Judges and 2 Deputy Social Security Commissioners and Child Support Commissioners.
- ◆ There are 230 Lay Magistrates and 764 Justices of the Peace, 298 of whom are operational and 466 non-operational.

Legal Representation

- ◆ The number of barristers in Northern Ireland remained unchanged at 589 in 2008.
- ◆ The number of solicitors holding practice certificates at some point during the year increased from 2,359 in 2007 to 2,487 in 2008.

Table 13.4: Legal representatives in Northern Ireland; 1993-2008

	2000	2001	2002	2003	2004	2005	2006	2007	2008
Solicitors ¹	1,811	1,882	2,029	n/a ²	n/a	2,312	2,299	2,359	2,487
Barristers	477	509	534	547	553	580 ³	592	589	589

Footnotes:

1. Refers to the number of solicitors who had been practicing at some point during the year
2. Not available
3. As at end of November 2005

Chapter 14

Expenditure

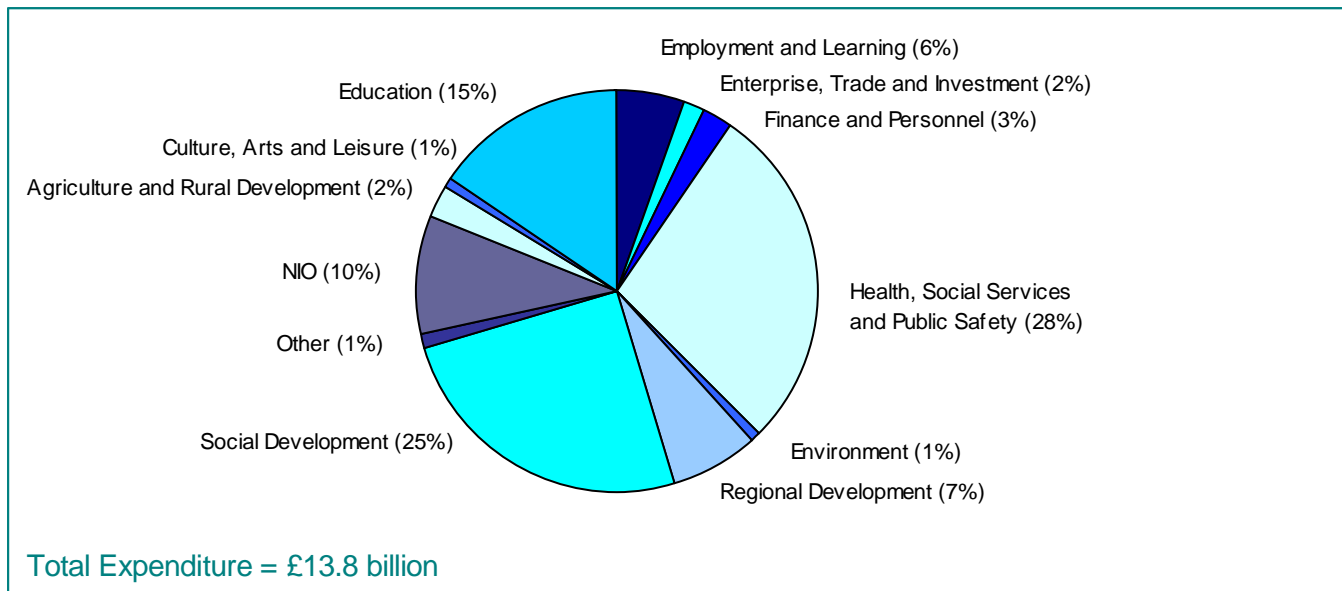
Northern Ireland Expenditure
Breakdown of Northern Ireland Office Expenditure
Prison Service Expenditure: Average Cost per Prisoner
Legal Aid Expenditure



Northern Ireland Expenditure

- ◆ In 2008/09, the estimated net cash requirement for Northern Ireland, including estimated expenditure of the NIO, was £13.8 billion.
- ◆ In 2008/09, the estimated expenditure of the NIO accounted for £1.34 billion (10%) of the total cash requirement for Northern Ireland (Figure 14.1).

Figure 14.1: Summary of Northern Ireland estimates by Department; 2008/09^{1,2}



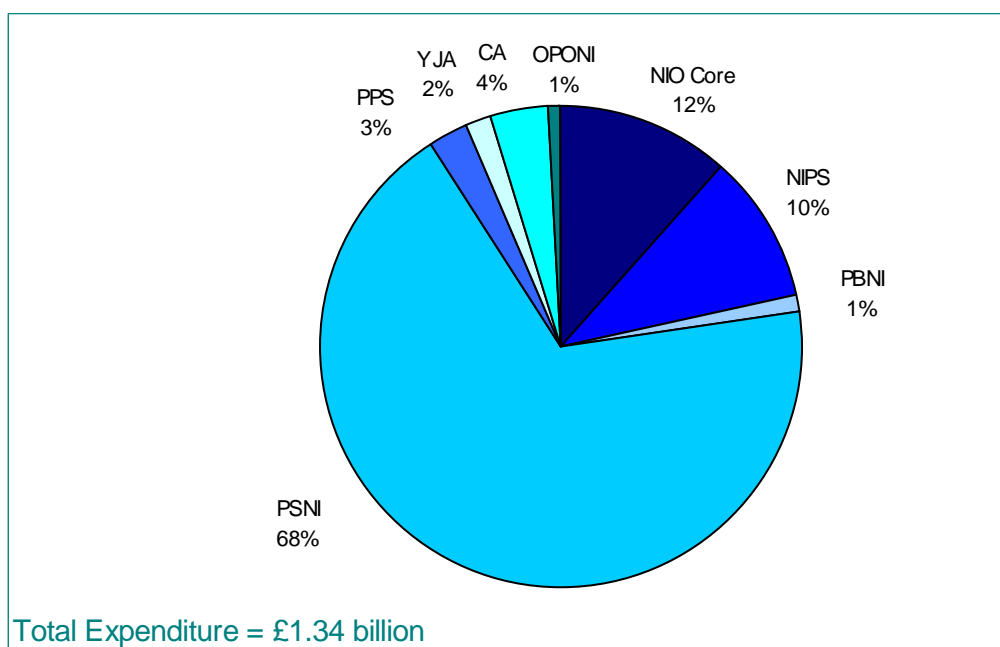
Footnotes:

1. NIO figure based on estimated expenditure outturn for 2008/09. The remaining figures are based on provision of net cash requirements (Spring Supplementary Estimates) for 2008/09.
2. 'Other' includes Office of the First Minister and Deputy First Minister, Northern Ireland Assembly, Ombudsman for Northern Ireland and Northern Ireland Commissioner for Complaints, Food Standards Agency, Northern Ireland Audit Office and Northern Ireland Authority for Energy Regulation.

Breakdown of Northern Ireland Office Expenditure

- ◆ In 2008/09, the NIO's estimated expenditure of £1.34 billion was allocated in the following way:
 - ◆ NIO Core¹ £155.4 million, of which £83.4 million was allocated to the Political and Criminal Justice Directorates
 - ◆ Northern Ireland Prison Service (NIPS) £133.9 million
 - ◆ Probation Board for Northern Ireland (PBNI) £16.9 million
 - ◆ Police Service of Northern Ireland (PSNI) £913.7 million
 - ◆ Public Prosecution Service (PPS) £36.0 million
 - ◆ Youth Justice Agency (YJA) £21.6 million
 - ◆ Compensation Agency (CA) £54.2 million
 - ◆ The Office of the Police Ombudsman for Northern Ireland (OPONI) £9.4 million
 - ◆ Forensic Science Northern Ireland (FSNI) £1.5 million
 - ◆ Crown Solicitor's Office (CSO) £1.4 million
 - ◆ Civil Service Commissioners for Northern Ireland (CSC) £0.4 million

Figure 14.2: NIO estimated expenditure outturn; 2008/09^{1,2}



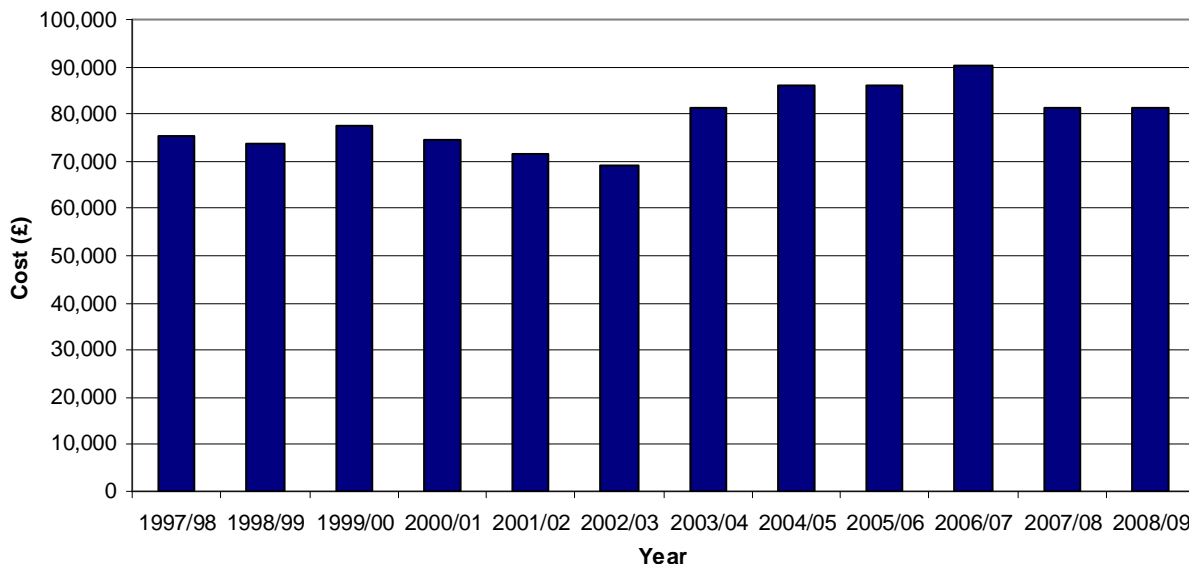
Footnote:

1. NIO Core consists of the 5 Directorates: Political Directorate, Policing and Security Directorate, Criminal Justice Directorate, Information Service Directorate and Central Services Directorate.
2. Forensic Science Northern Ireland, Crown Solicitor's Office and Civil Service Commissioners for Northern Ireland together account for less than 0.5% of total expenditure.

Prison Service Expenditure: Average Cost per Prisoner

- ◆ The net cost of operations of the Northern Ireland Prison Service for 2008/09 was £139.3 million (2007/08 £130,568 restated¹).
- ◆ The average cost per prisoner place in 2008/09 was £81,340².

Figure 14.3: Average cost per prisoner place in Northern Ireland; 1997/98 – 2008/09³



Footnotes:

1. The 2007/08 figures have been restated to reflect the transfer of Healthcare to the Department of Health, Social Services and Public Safety (DHSSPS), the reclassification, measurement and disclosure of Financial Instruments and the change in Accounting Policy concerning trading activities.
2. The Cost per Prisoner Place excludes a late adjustment of £3,006 in respect of an increase to the Injury Benefits provision for payments due to former employees.
3. In 2008/09 the cost of healthcare was transferred to the Department of Health, Social Services and Public Safety, leading to a restatement of the 2007/08 figures. The graph of average cost per prisoner place has not been adjusted to reflect this restatement.

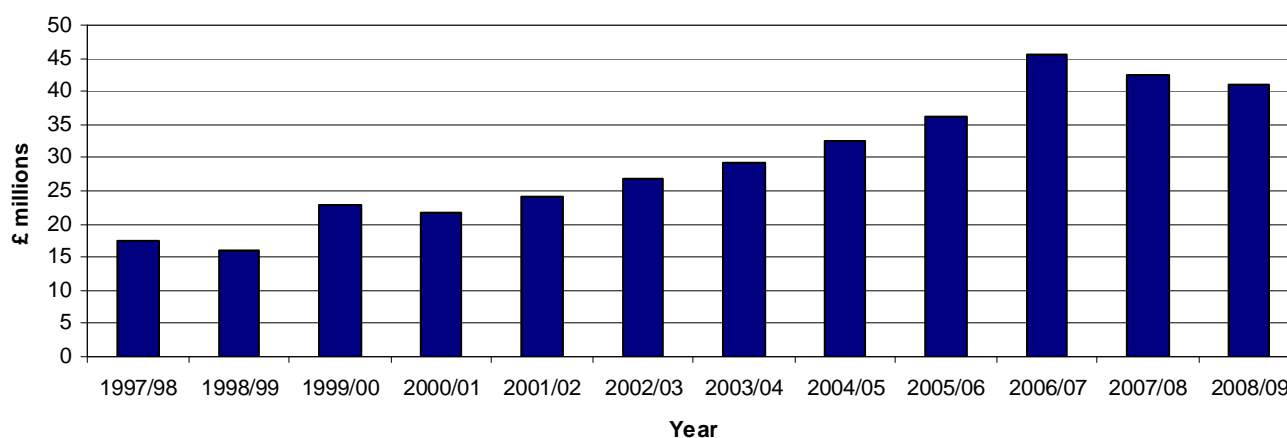
Legal Aid Expenditure

- ◆ The decision to grant legal aid is taken by the court. Aid is granted if it appears that the applicant's means are insufficient to obtain legal help in preparing and conducting a defence.
- ◆ The number of certificates registered fell by 10%, from 32,868 in 2007/08 to 29,532 in 2008/09.
- ◆ The expenditure on criminal legal aid fees also decreased for the second consecutive year. At £41.1M expenditure is down 10% from a peak of £45.6M in 2006/07.

Table 14.1: Total expenditure (£m) on criminal legal aid fees¹ and number of certificates granted; 1997/98 – 2008/09

Year	Expenditure on criminal legal aid fees (£)	Number of certificates registered
1997/98	17,554,125	27,758
1998/99	15,931,084	26,545
1999/00	22,830,489	27,378
2000/01	21,593,225	24,400
2001/02	24,212,919	26,430
2002/03	26,863,719	27,207
2003/04	29,320,283	27,913
2004/05	32,618,362	29,618
2005/06	36,205,375	30,455
2006/07	45,605,280	32,986
2007/08	42,380,661	32,868
2008/09	41,055,112	29,532

Figure 14.4: Total expenditure on criminal legal aid fees; 1997/98 – 2008/09



Footnote:

1. Includes Magistrates', Crown, Bails and Appeals courts

References



- Annual Statistics on the Operation of the Northern Ireland (Emergency Provisions) Act 1996 as Maintained by Schedule 1 to the Terrorism Act 2000. Belfast: NIO; Kerr, H. and Lyness, D. (2001)
- Adult Reconviction in Northern Ireland 2004. Belfast: NIO; Ruddy, D. and Brown, A. (2008)
- Allen, M. J. and McAleenan, F. (1998) Sentencing Law and Practice in Northern Ireland (Third Edition). Belfast: SLS Legal Publications (NI).
- Allen, M. J. and McAleenan, F. (2003) Supplement to Sentencing Law and Practice in Northern Ireland (Third Edition). Belfast: SLS Legal Publications (NI).
- Brewer, J.D., Lockhart, B. and Rodgers, P. (1997) Crime in Ireland 1945-95: Here be Dragons. Clarendon Studies in Criminology. Oxford: Clarendon Press
- Crime in England and Wales 2007/08 Home Office Statistical Bulletin 11/09. London: Home Office; Walker, A, Flatley J, Kershaw, C. and. Moon D (2009)
- Department of Finance and Personnel (2008) Northern Ireland Spring Supplementary Estimates 2008/2009. Belfast: The Stationery Office.
- Dickson, B. (2001) The Legal System of Northern Ireland (Fourth Edition). Belfast: SLS Legal Publications (NI).
- Experience of Crime: Findings from the 2006/07 Northern Ireland Crime Survey. Belfast: NIO; Freel, R. and French, B. (2008)
- Experience of Crime: Findings from the 2007/08 Northern Ireland Crime Survey. Belfast: NIO; Freel, R., Quigley D. and Toner, S. (2009)
- Experience of Domestic Violence: Findings from the 2005 Northern Ireland Crime Survey. Belfast: NIO. Carmichael, M. (2007)
- Experience of Drug Misuse: Findings from the 2007/08 Northern Ireland Crime Survey. Belfast: NIO. Campbell P and Wilson M (2009)
- Experience of Drug Misuse: Findings from the 2006/07 Northern Ireland Crime Survey. Belfast: NIO; Ruddy, D. and Brown, A. (2007)
- Justice (Northern Ireland) Act 2002. London: The Stationery Office.
- Justice Oversight Commissioner (2005) Fourth Report of the Justice Oversight Commissioner: June 2005. Belfast: JOC.
- Justice Oversight Commissioner (2006) Fifth Report of the Justice Oversight Commissioner: January 2006. Belfast: JOC.
- Northern Ireland Statistics on the operation of the Terrorism Act 2000: Annual Statistics 2004. Belfast: NIO; Lyness, D. (2005)
- Northern Ireland Act 1998. London: The Stationery Office.
- Northern Ireland Court Service, Northern Ireland Court Service Judicial Statistics Reports 1997 - 2008. Belfast: NICtS
- Northern Ireland Office (1997) A Beginner's Guide to the Criminal Justice System in Northern Ireland. Belfast: NIO
- Northern Ireland Office (2001) The Community and the Police Service: The Patten Report - Updated Implementation Plan 2001. Belfast: NIO.

- Northern Ireland Office/HM Treasury (2009) Northern Ireland Office Departmental Report 2008. London: The Stationery Office.
- Northern Ireland Office Statistics and Research Branch (2008) Digest of Information on the Northern Ireland Criminal Justice System 6. Belfast: NIO.
- Northern Ireland Office Statistics and Research Branch (2005) A Commentary on Northern Ireland Crime Statistics 2004. Belfast: NIO.
- Northern Ireland Policing Board (2005) Northern Ireland Policing Board Annual Report and Statement of Accounts 2004-2005. London: The Stationery Office
- Northern Ireland Policing Board (2003) The Northern Ireland Policing Board and the Police Service of Northern Ireland 2003-2006. Belfast: Northern Ireland Policing Board.
- Northern Ireland Policing Division (1999) A New Beginning: Policing in Northern Ireland – The Report of the Independent Commission on Policing for Northern Ireland. Belfast: Northern Ireland Policing Division.
- Northern Ireland Prison Service Annual Report and Accounts 2008/09. London: The Stationery Office; Northern Ireland Prison Service (2009)
- Northern Ireland Prison Population Projections 2005-2009. Belfast: NIO. Amelin, K. and O’Loan, C. (2005)
- The Northern Ireland Prison Population in 2008. Belfast: NIO; O’Loan, C. and McKibbin, M. (2009)
- Northern Ireland (Sentences) Act 1998. London: The Stationery Office.
- Northern Ireland Statistics on the Operation of the Terrorism Act 2000: Annual Statistics 2007. Belfast: NIO; O’Loan, C. and McKibbin, M. (2008)
- Overseeing the Proposed Revisions for the Policing Services of Northern Ireland: Report 13; Office of the Oversight Commissioner (2005)
- Perceptions of Crime: Findings from the 2006/07 Northern Ireland Crime Survey. Belfast: NIO; French, B. and Freel, R. (2008)
- Perceptions of Crime: Findings from the 2007/08 Northern Ireland Crime Survey. Belfast: NIO; Freel, R. and Quigley D. (2009)
- Police and Criminal Evidence (Northern Ireland) Order 1989. London: TSO
- Police (Northern Ireland) Act 2000. London: Stationery Office.
- Police Service of Northern Ireland Report of the Chief Constable 2003/04 - 2008/09. Knock: PSNI
- Police Service of Northern Ireland (2004) Statistical Report 2003/04 - 2008/09. Belfast: PSNI
- Police Service Strength, England and Wales, 31st March 2007. London: Home Office. Bullock, S. and Gunning, N (2007)
- Reconviction in Northern Ireland: Results from the 2005 cohort. NIO Research and Statistical Bulletin 8/2008. Belfast: NIO. Brown, A. and Ruddy, D (2008)
- Road Traffic Offenders (NI) Order 1996. London: TSO
- Terrorism Act 2000. London: The Stationery Office.

Victim Support Northern Ireland (2003) Victim Support Annual Report 2002/03 through 2008/09. Belfast: VSNI.

Views on Organised Crime in Northern Ireland: Findings from the January 2009 Northern Ireland Omnibus Survey. Belfast: NIO; Wilson, M. (2009)

World Prison Population List (Eighth Edition). London: Kings College London International Centre for Prison Studies publications; Walmsley, R. (2009)

Appendix A

Glossary



A brief description of some of the main terms used in the Digest is given below.

Offences

Notifiable offences recorded by the police

These are crimes that are either reported to the police, discovered by the police or asked to be 'taken into consideration' by an offender and are included in a Home Office list of notifiable offences to be recorded for statistical purposes. All indictable and triable-either-way offences are included, together with certain closely associated summary offences (see section on 'offences within courts – groupings').

Offences cleared by the police

Clearances are, broadly speaking, those crimes that have been 'cleared up' by the police.

The following methods of clearance involve a formal sanction:

- ◆ Charging or issuing a summons to an offender;
- ◆ Issuing a caution to the offender;
- ◆ Having the offence accepted for consideration in court;
- ◆ The offender is a juvenile who is dealt with by means of an informed warning or restorative caution.

As at 31st March 2007, offences not involving a formal sanction but still regarded as 'cleared up' are those where the police take no further action for the following reasons:

- ◆ Offender, victim or essential witness is dead or too ill;
- ◆ Victim refuses or is unable to give evidence;
- ◆ Offender is under the age of criminal responsibility;
- ◆ Police or Public Prosecution Service (PPS) decides that no useful purpose would be served by proceeding;
- ◆ Time limit of six months for commencing prosecution has been exceeded.

Violent offences

Violent crime comprises three main offence groupings: violence against the person, sexual offences and robbery. What violent crime offences have in common is that they involve actual violence or the threat of violence. The degree of violence varies considerably, even between incidents in the same classification. The large majority of incidents categorised as violent crime do not actually involve any significant injury to the victim, although some of the crimes not resulting in injury may still be traumatic for their victims e.g. threats to kill.

Property offences

This grouping includes burglary, theft, criminal damage and fraud and forgery.

Acquisitive offences

This term groups together the offence classes of burglary, theft and fraud and forgery.

Robbery

The use or threat of force against a person either during or immediately prior to a theft or attempted theft. This would supersede theft or burglary as the principal offence.

Burglary

The entering / attempted entering of a building (or connected outhouse or garage), as a trespasser with the intention of committing theft, rape, grievous bodily harm or unlawful damage. Burglary does not necessarily involve forced entry; it may be through an open window, or by entering the property under false pretences. An aggravated burglary is one where a weapon or explosive is carried but force is not used or threatened.

Theft

The dishonest appropriation of another's property with the intention of permanently depriving the owner of it. This would include thefts committed inside a dwelling by someone who is entitled to be there and who does not use or threaten force.

Criminal damage

The unlawful destruction or damage of property belonging to another, the intention to destroy or damage such property or being reckless as to whether such property would be destroyed or damaged.

Domestic incidents

Any incident of threatening behaviour, violence, or abuse (psychological, physical, sexual, financial or emotional) by one family member against another or adults who are or have been intimate partners, regardless of gender, and whether a crime has occurred or not, will be recorded as domestic. Not all domestic incidents will result in the recording of a crime.

Racist or homophobic incidents

Any incident reported to the police that appears to the victim or any other person to be a racist or homophobic incident. This could range from a violent crime to verbal abuse and would not necessarily result in an offence being recorded by the police.

Scheduled offences

In 1973 a special procedure was initiated in Northern Ireland for dealing with serious offences relating to terrorism, based on recommendations of a Commission under Lord Diplock. The majority of these offences were tried in the Crown Court on indictment but they were tried under procedures and rules of evidence which were modified. The most important difference was that they were tried by a judge without a jury, the judge alone deciding all issues of fact as well as law, and passing sentence after conviction. The offences triable in this way were listed in Schedule 9 to the Terrorism Act 2000 and are referred to as 'scheduled' offences. The special non-jury Crown Courts were often referred to as 'Diplock' courts. Under the Justice and Security (Northern Ireland) Act 2007 the Diplock (non jury) courts were abolished in 2007.

Courts

Court of Appeal

The Court of Appeal is divided into civil and criminal. It hears appeals from decisions in the High Court and against convictions or sentences passed by the Crown Court.

High Court and County Court

Civil justice is administered mainly by the county courts and the High Court. County courts deal with cases of lesser value, substance, and complexity while the High Court handles more substantial or complex cases.

Crown Court

Some defendants are committed for trial to the Crown Court. A trial in the Crown Court is known as a trial on indictment. Trials are held before a judge and jury. If the defendant is found guilty, the judge passes sentence. The sentences available to a judge in the Crown Court are much more wide-ranging than in a magistrates' court.

Magistrates' courts

The lower courts handle summary offences and triable-either-way offences not committed for trial. The trial takes place before a District Judge (Magistrates court) sitting alone (there is no jury). The District Judge (Magistrates court) decides issues of law and fact, and, on conviction, passes sentence.

Youth court

The youth court is a special magistrates' court constituted to deal with proceedings against juveniles from the ages of 10 and 17. Proceedings are less formal than the adult magistrates' courts and are held in private. It consists of a bench of three members, including at least one woman.

Offences within Courts – Groupings

Indictable only offences

Offences for which an adult defendant must be tried at the Crown Court, for example robbery, arson and rape. In this Digest, for simplicity such offences are combined with triable-either-way offences under the general title of indictable offences.

Triable-either-way offences

For a number of offences, there is a choice about where a case will be heard. In some cases, it is up to the prosecution to decide, depending on the seriousness of the actual offence. In other cases, offences which are normally tried on indictment may be tried in a magistrates' court if all parties consent.

Summary offences

These are relatively minor offences, including many road traffic offences, and must be heard in a magistrates' court.

Sentences Available to the Court

Immediate custody

The term collectively refers to detention in prison, young offenders centre, juvenile justice centre (which replaced training schools on 31st January 1999), and custody probation.

Imprisonment

Imprisonment is the most severe penalty ordinarily available to the courts. The length of a term of imprisonment is determined either by statute or by a judge or magistrate in a common law case. It can vary from a few days to life, which is mandatory for a person convicted of murder. Imprisonment is a sentence mostly confined to persons aged 21 and over but there is provision for detention of persons under 21 in a prison where the circumstances warrant it.

Custody probation order

This is an order unique to Northern Ireland, reflecting the different regime which applies in respect of remission and the general absence of release on licence. They are only available where a period in custody of over 12 months would otherwise be justified. The custodial sentence is followed by a period of supervision by a probation officer for a period of between twelve months and three years. Such an order

cannot be made unless the offender consents.

Young offenders centre

Detention in the young offenders centre is instead of imprisonment for persons aged not less than 16 years but under 21 years who have been convicted of an offence which is punishable with imprisonment in the case of a person of at least 21 years of age. The maximum term is four years.

Juvenile justice centre order

This order was introduced on 31st January 1999 under the Criminal Justice (Children) (Northern Ireland) Order 1998, to replace the training school order. It is available for children under the age of 17 and is for a period of six months unless the court specifies a longer period not exceeding two years. The period of detention is for one half of the period of the order, with the remainder comprising a period of close supervision in the community.

Training school order

Training schools were replaced by juvenile justice centres on 31st January 1999. They were residential establishments approved under section 137 of the Children and Young Persons Act (Northern Ireland) 1968 for the reception and training of children and young persons. They were also registered as remand homes.

Indeterminate custodial sentence

If an offender has been convicted of a serious sexual or violent offence specified in Schedule 1 of the Criminal Justice Order 2008 and has been assessed as dangerous¹, he/she will receive either a discretionary life sentence, an Indeterminate Custodial Sentence (ICS), or an Extended Custodial Sentence (ECS). If a life sentence is not available or the court considers such a sentence is not justified, the court will consider the imposition of an ICS. The offender will only receive an ICS if the court considers that an ECS would not be adequate to protect the public from serious harm. When imposing an ICS the court will specify a minimum term or tariff which the offender is required to serve in custody before becoming eligible for release. The tariff must be at least two years. Release will be discretionary and determined by the Parole Commissioners on the basis of stringent risk assessment. If necessary, the offender could be detained indefinitely. If released, the offender will be subject to licence conditions for at least 10 years but for longer if necessary. Breach of conditions could lead to immediate recall to custody.

Extended Custodial Sentences

Where a dangerous offender has been convicted of a sexual or violent offence specified in Schedule 2 of the Criminal Justice Order 2008, and the case is not one in which the court is required to impose a life sentence or an ICS, the court will impose an ECS. This sentence will be a determinate sentence with a custodial part of at least one year. In addition to the custodial part, courts will set extended supervision periods of up to five years for violent offenders and up to eight years for sexual offenders. Offenders will become eligible for consideration for release at the half way point of the custodial part. Release will be on the direction of the Parole Commissioners and will be on the basis of stringent risk assessment. The offender could, if necessary, be detained until the end of the custodial part of the sentence. Once released, the offender will be subject to licence conditions for an extended period. Breach of conditions could lead to immediate recall to custody. If recalled the offender could be detained for the remainder of the custodial part plus the extended supervision period.

Footnote:

1. Dangerousness is assessed as whether there is a significant risk of serious harm to members of the public. Serious harm means death or serious personal injury whether physical or psychological. Dangerousness assessments will be based on reports specifically prepared for that purpose by specialists including probation officers, psychiatrists or psychologists.

Suspended sentence

When an offence is serious enough to justify a prison sentence, the court may in certain circumstances suspend the sentence for between one and five years, depending on the seriousness of the offence. If, during the period of suspension, the offender commits a further offence for which he or she could be sent to prison, the court may order that the original sentence, or part of it, is to be served.

Community service order

This order requires the offender to do unpaid work in the community. It can be given to someone aged 16 or over convicted of an imprisonable offence if the offender consents and may be between 40 and 240 hours duration.

Probation order

The probation period may last for a period of between 6 months to 3 years. It puts the offender under the supervision of a probation officer for that period, during which probation personnel act as a source of guidance to avoid re-offending. The order may have extra requirements, for example, treatment for alcohol, or anger management. Offender consent is required.

Combination order

Article 15 of the Criminal Justice (NI) Order 1996 introduced the combination order. It is a mixture of a probation order and a community service order, and is intended for offenders who the courts believe should make some reparation to the community and who need probation supervision to reduce the risk of re-offending in the future. The order requires the offender to be under the supervision of a probation officer for a period of between twelve months to three years and to perform unpaid work in the community for between forty and one hundred hours.

Attendance centre order

An attendance centre order requires an offender, aged under 18, to attend a designated attendance centre and undertake a structured programme of activities. The order should not be less than 12 hours and no more than 24 hours. The times at which the offender attends the centre should avoid interference, so far as practicable, with school hours or working hours.

Youth conference order

Youth conferencing aims to balance the needs of the victim and the young offender by agreeing plans of action which satisfy the victim and create opportunities for the young person to make amends and stop committing crime. A referral to the Youth Conference Service can be made either by diversion via the new public prosecution service, or at court at the point of sentencing. In either case the child must admit the offence and be willing to take part in the conference. The conference agrees a plan for the child to complete comprising of various elements relevant to the child, the impact of the offence and their offending behaviour. The period of the plan must not be more than one year. A plan resulting from a court-ordered conference, subsequently agreed by the court, will form the basis of a youth conference order.

Reparation order

The order requires the offender to make reparation either to the victim of the offence or some other person affected by it, or to the community at large. The order may currently be made only where the offender is under the age of 18 years. An order must not require the offender to make reparation for more than 24 hours or to make reparation to any person without their consent. Forms which reparation might take could be, for example, repairing property which has been damaged or removing graffiti.

Community responsibility order

The order is a form of community service which may be imposed on a child, currently under the age of

18, and combines a specified number of hours to be spent on practical activities and instruction on citizenship. The aggregate number of hours specified in the order must not be less than 20 and not more than 40. In addition, the number of hours spent on instruction in citizenship must not be less than one half of the aggregate number of hours in the order.

Supervision order

Supervision orders were abolished with the introduction of the Criminal Justice (Children) (NI) Order 1998. The order had many of the characteristics of a probation order except that it was available for persons under the age of 17.

Fine

This is a financial punishment, the maximum level of which is generally set by statute. In the Crown Court the amount is unlimited. It is not a part of the principle of this sentence to fine a wealthy person according to their means; rather, the court must inquire into the financial circumstances of the offender, for the purposes of increasing or reducing the amount of the fine.

Penalty points (Road Traffic offences)

The purpose of this system is to encourage the court to impose periods of disqualification on offenders who are guilty of a number of relatively minor road traffic offences in their own right. While the courts always had, and retain, the power to impose disqualification where the offender repeatedly came before the court for driving offences, Article 40 of the Road Traffic Offenders (NI) Order 1996 imposes an obligation to impose disqualification where the offender accumulates 12 penalty points within 3 years.

Recognisance

A recognisance is a solemn undertaking whereby a person binds himself to the performance of an obligation, for example to be of good behaviour, and acknowledges his indebtedness to pay a sum to the Crown in the event of breach of that undertaking. There are a variety of forms of recognisance, existing at common law and under statute, usually termed 'binding over', and the various forms of recognisance can be thought of as having the effect of a suspended fine.

Conditional discharge

This order imposes a condition upon the offender that he or she commits no further offence for a specified period up to three years. If the condition is broken, the person may be dealt with for the earlier and the current offence.

Absolute discharge

This may be imposed where following conviction punishment is considered inappropriate. The offender while found guilty is not further liable for the offence.

Deferred sentence

After conviction, a person may have the sentence deferred for a period of up to six months. Sentence is passed after changes (if any) in the circumstances of the case have been assessed. For example, the offender may have made some form of reparation.

Imprisonment

Prisoners may either be:

Remanded

Remanded in custody either awaiting trial or sentence.

Sentenced

Held in custody as a result of a sentence of criminal court. Persons committed in default of a payment of a fine, compensation order or costs, are normally included in this group.

Non-criminal

Held for civil offences.

Early release - Remission

Remission is the cancellation of part of a term of imprisonment resulting from the good behaviour of the offender while in prison. To be eligible for remission, a prisoner must be serving a sentence of imprisonment for an actual term of more than five days and be of 'good conduct'. Remission is not available where the prisoner is serving a life sentence (see 'Tariff'). The maximum remission granted may be no more than one half of the total pronounced sentence.

Tariff

Since 2001, a court passing a life sentence is required to state the period which must be served to satisfy the requirements of retribution and deterrence. This is referred to as the 'tariff'. Following the expiry of the tariff a life sentence prisoner may require the Secretary of State to refer his case to the Life Sentence Review Commissioners for consideration for release.

Civil Proceedings

Non-molestation order

Under the Family Homes and Domestic Violence (NI) Order 1998, this order may be granted to prevent a person from molesting another person who has had some kind of relationship with the first person or a relevant child. It is possible for divorcees, former co-habitees and even close relatives to apply for protection. The order restrains the violent party from generally threatening, pestering or harassing the other person. The order can last for a fixed period of time or indefinitely.

Occupation order

Under the Family Homes and Domestic Violence (NI) Order 1998 an occupation order can be granted on its own or in conjunction with a non-molestation order. An occupation order decides who can live in the family home after there has been violence or harassment. It is available to a wide range of associated persons, including spouses, former spouses, and co-habitees, as well as others who have an interest in the ownership of the property in question. The order can remain in force for up to 12 months but can be extended if necessary.

Equality

Section 75

Section 75 of the Northern Ireland Act 1998 places a statutory duty on public authorities to have due regard to the need to promote equality of opportunity between persons of different religious belief, political opinion, racial group, age, marital status or sexual orientation; between men and women generally; between persons with a disability and persons without; and between persons with dependants and persons without. Section 76 of the Northern Ireland Act makes it unlawful for a public authority carrying out functions relating to Northern Ireland to discriminate against a person or classes of person on the grounds of religious belief or political opinion.

Appendix B

Sources of Information on the Northern Ireland Criminal Justice System



Criminal Justice Agencies

The seven main criminal justice organisations which are represented on the Criminal Justice Board are as follows:

The Public Prosecution Service for Northern Ireland (PPS)

93 Chichester Street
Belfast
BT1 3JR
Tel: 028 90542444
Website: www.ppsni.gov.uk

Northern Ireland Court Service (Court Service)

Laganside House
23-27 Oxford Street
Belfast
BT1 3LA
Tel: 028 90328594
Website: www.courtsni.gov.uk

Northern Ireland Office (NIO)

Stormont Castle, Stormont Estate
Upper Newtownards Road
Belfast
BT4 3TT
Tel: 028 90520700 and
11 Millbank, London SW1P 4PN
Tel: 020 7210 3000
Website: www.nio.gov.uk

Northern Ireland Prison Service (NIPS)

Dundonald House
Upper Newtownards Road
Belfast
BT4 3SU
Tel: 028 90525065
Website: www.niprisonservice.gov.uk

Police Service of Northern Ireland (PSNI)

Headquarters, Brooklyn
Knock Road
Belfast
BT5 6LE
Tel: 028 90650222
Website: www.psni.police.uk

Probation Board for Northern Ireland (PBNI)

80-90 North Street
Belfast
BT1 1LD
Tel: 028 90262400
Website: www.pbni.org.uk

The Youth Justice Agency of Northern Ireland

41-43 Waring Street
Belfast
BT1 2DY
Tel: 028 90316400
Website: www.youthjusticeagency.cyni.gov.uk

Other Contacts

Ministry of Justice

102 Petty France
London SW1H 9AJ
Tel: 020 3334 3555
Website: www.justice.gov.uk

Attorney-General's Office

20 Victoria Street
London SW1H 0NF
Tel: 020 7271 2492
Website: www.attorneygeneral.gov.uk

Lord Chief Justice for Northern Ireland

Royal Courts of Justice
Chichester Street
Belfast
BT1 3JF
Tel: 028 90235111
Website: www.courtsni.gov.uk

Crown Solicitor's Office

Royal Courts of Justice
Chichester Street
Belfast
BT1 3JY
Tel: 028 90542555

Northern Ireland Information Service (NIIS)

Castle Buildings
Stormont
BT4 3SG
Tel: 028 90520700
Website: www.nio.gov.uk

The Compensation Agency

Royston House
34 Upper Queen Street
Belfast BT1 6FD
Tel: 028 90547417
Website: www.compensationni.gov.uk

Forensic Science Northern Ireland (FSNI)

151 Belfast Road
Carrickfergus
BT38 3PL
Tel: 028 90361888
Website: www.fsni.gov.uk

State Pathology Department

Institute of Forensic Medicine
Grosvenor Road,
Belfast
BT12 6BF
Tel: 028 90894648

Northern Ireland Policing Board (NIPB)

Waterside Tower
31 Clarendon Road
Clarendon Dock,
Belfast
BT1 3BG
Tel: 028 9040 8500
Website: www.nipolicingboard.org.uk

Bar Library

91 Chichester Street
Belfast
BT1 3JQ
Tel: 028 90241 523
Website: www.barlibrary.com

The Law Society of Northern Ireland

96 Victoria Street,
Belfast,
BT1 3GN
Tel: 028 90231614
Website: www.lawsoc-ni.org

Civil Law Reform Division

Departmental Solicitors Office Directorate
5th Floor, Victoria Hall
12 May Street
Belfast
BT1 4NL
Tel: 028 90251251
Website: www.dfpni.gov.uk/law-and-regulation

Northern Ireland Legal Services Commission

2nd Floor, Waterfront Plaza
8 Laganbank Road
Mays Meadow
Belfast
BT1 3BN
Tel: 028 90408888

Northern Ireland Human Rights Commission

Temple Court
39 North Street
Belfast
BT1 1NA
Tel: 028 90243987
Website: www.nihrc.org

Equality Commission for Northern Ireland

Equality House
7-9 Shaftesbury Square
Belfast
BT2 7DP
Tel: 028 90500600
Website: www.equalityni.org

Northern Ireland Judicial Appointments Commission

Headline Building
Victoria Street
Belfast
BT1 3GG
Tel: 028 90 728551
Website: www.nijac.org

School of Law

Queen's University
University Road
Belfast
BT7 1NN
Tel: 028 90973451
Website: www.qub.ac.uk

Institute of Criminology and Criminal Justice

Queen's University Belfast
3 Lennoxvale
Belfast
BT9 5BY
Tel: 028 90971021
Website: www.qub.ac.uk

School of Law

University of Ulster
Jordanstown Campus
Shore Road
Newtownabbey
BT37 0QB
Tel: 08700 400 700
Website: www.ulst.ac.uk

Statistical and Research Sources

Central Survey Unit

Northern Ireland Statistics and Research Agency
McAuley House
2-14 Castle Street,
Belfast
BT1 1SA
Tel: 028 90348100
Website: www.nisra.gov.uk

Northern Ireland Office

Statistics and Research Branch
Massey House
Stoney Road
Belfast
BT4 3SX
Tel: 028 90527534
Website: www.nio.gov.uk

Northern Ireland Court Service

Business Development Group
4th Floor, Laganside House
23-27 Oxford Street
Belfast BT1 3LA
Tel: 028 9072 8920
Website: www.courtsni.gov.uk

Northern Ireland Policing Board

Planning Directorate, Statistics and Research Branch
Waterside Tower
31 Clarendon Road, Clarendon Dock,
Belfast
BT1 3BG
Tel: 028 9040 8559
Website: www.nipolicingboard.org.uk

Police Service of Northern Ireland

Central Statistics Unit, Lisnasharragh
42 Montgomery Road
Belfast
BT6 9LD
Tel: 028 9065 0222
Website: www.psnipolice.uk

Probation Board for Northern Ireland

Information and Research Branch
80-90 North Street
Belfast
BT1 1LD
Tel: 028 9026 2400
Website: www.pbni.org.uk

Public Prosecution Service for Northern Ireland

Management Information
93 Chichester Street
Belfast
BT1 3JR
Tel: 028 90544749
Website: www.ppsni.gov.uk

Office of the Police Ombudsman for Northern Ireland (OPONI)

Policy and Practice Directorate
New Cathedral Buildings
St Anne's Square
11 Church Street
Belfast
BT1 1PA
Tel: 028 90828600
Website: www.policeombudsman.org

Voluntary and Community Sector Organisations

EXTERN

Hydepark House
3 McKinney Road
Newtownabbey
BT36 4PE
Tel: 028 90840555
Website: www.extern.org

Northern Ireland Association for the Care and Resettlement of Offenders (NIACRO)

Amelia House
4 Amelia Street
Belfast
BT2 7GS
Tel: 028 90320157
Website: www.niacro.co.uk

Victim Support Northern Ireland (VSNI)

Annsgate House
70-74 Ann Street
Belfast
BT1 4EH
Tel: 028 90244039
Website: www.victimsupport.org

National Society for the Prevention of Cruelty to Children (NSPCC)

Jennymount Business Park
North Derby Street
Belfast
BT15 3NH
Tel: 028 90351135
Website: www.nspcc.org.uk

Appendix C

Other Publications



The following is a list of research and statistical outputs that have been published by NIO Statistics and Research Branch during 2002 - 2010:

NIO Research & Statistical Series

Report No. 4	Restorative Cautioning: A study of Police based Restorative Cautioning Pilots in Northern Ireland D O'Mahony, T Chapman & J Doak	<i>March 2002</i>
Report No. 5	Evaluation of the Young Witness Service Research and Evaluation Services	<i>May 2002</i>
Report No. 6	The Combined Election: An analysis of the combined Parliamentary and District Council elections in Northern Ireland on 7th June 2001 Research and Evaluation Services	<i>July 2002</i>
Report No. 7	Who are the Victims? Self-assessed victimhood and the Northern Irish conflict E Cairns and S Mallett, with C Lewis and R Wilson	<i>June 2003</i>
Report No. 8	A Review of Recent Youth Justice Reforms in England and Wales S Mullan & D O'Mahony	<i>October 2002</i>
Report No. 9	The detention and questioning of young persons by the police in Northern Ireland K Quinn & J Jackson	<i>September 2003</i>
Report No. 10	Victims' and Witnesses' Views on their Treatment in the Criminal Justice System Deloitte MSC Limited	<i>February 2004</i>
Report No. 11	Evaluation of the Youth Justice Agency Community Services Deloitte Independent Research Solutions	<i>July 2004</i>
Report No. 12	Evaluation of the Northern Ireland Youth Conference Service C Campbell, R Devlin, D O'Mahoney, J Doak, J Jackson T Corrigan and K McEvoy	<i>March 2006</i>
Report No. 13	Evaluation of the Bail Supervision and Support Scheme Deloitte MCS Ltd	<i>October 2006</i>
Report No. 15	An Assessment of the Reparation Order and Community Responsibility Order in Northern Ireland H Dawson, S Dunn, V Morgan & C Donaghy	<i>December 2006</i>
Report No. 16	Feasibility Study on the One Stop Shop for Domestic Violence Deloitte MCS Ltd	<i>December 2006</i>
Report No. 17	Evaluation of offending behaviour programmes within the Prison and Probation Services of Northern Ireland R Hatcher, C Bilby, C Gunby, C Hollin, E Palmer & J McGuire	<i>July 2008</i>
Report No. 18	Reducing Offending: A Critical Review of the International Research Evidence Arcs (UK)	<i>February 2009</i>
Report No. 19	Evaluation of the Woodlands Juvenile Justice Centre Youth Court Video Link	<i>March 2009</i>

Report No. 20	Employment Opportunities and Community Re-integration of Sex Offenders in Northern Ireland A McAlinden, Queens University Belfast	<i>November 2009</i>
Report No. 21	Addressing Offending by Women: A Literature Review U Convery, University of Ulster	<i>January 2010</i>
Report No. 22	International Development of Victims Funds Prof. R Bowles, University of York	<i>March 2010</i>

NIO Research & Statistical Bulletins

1/2005	Interim Evaluation of the Northern Ireland Youth Conferencing Scheme H Beckett, C Campbell, D O'Mahony, J Jackson and J Doak	<i>January 2005</i>
2/2005	Northern Ireland Statistics on the Operation of the Terrorism Act 2000: January-September 2004 D Lyness & M Carmichael	<i>February 2005</i>
3/2005	Adult reconviction in Northern Ireland 2001 S McMullan & D Ruddy	<i>February 2005</i>
4/2005	Crime Victimization in Northern Ireland: Findings from the 2003/04 Northern Ireland Crime Survey B French & P Campbell	<i>March 2005</i>
5/2005	Experience of Domestic Violence in Northern Ireland: Findings from the 2003/04 Northern Ireland Crime Survey R Freel & E Robinson	<i>March 2005</i>
6/2005	Juvenile reconviction in Northern Ireland 2001 M Decodts	<i>March 2005</i>
7/2005	Predicting reconviction rates in Northern Ireland B Francis, J Harman & L Humphreys	<i>March 2005</i>
8/2005	The Northern Ireland Prison Population in 2004 C O'Loan & K Amelin	<i>June 2005</i>
9/2005	Northern Ireland Statistics on the Operation of the Terrorism Act 2000: Annual Statistics 2004 D Lyness & M Carmichael	<i>July 2005</i>
10/2005	Experience of drug misuse: Findings from the 2003/04 Northern Ireland Crime Survey S McMullan & D Ruddy	<i>July 2005</i>
11/2005	Views on Organised Crime in Northern Ireland: Findings from the January 2005 Northern Ireland Omnibus Survey M Wilson	<i>September 2005</i>
12/2005	The Northern Ireland Prison Population Projections 2005-2009 K Amelin & C O'Loan	<i>September 2005</i>

13/2005	Northern Ireland Statistics on the Operation of the Terrorism Act 2000: January - June 2005 D Lyness	<i>November 2005</i>
1/2006	Public attitudes towards crime and recovery of assets by the Assets Recovery Agency in Northern Ireland: Findings from the July 2005 Northern Ireland Omnibus Survey M Wilson	<i>March 2006</i>
2/2006	The Northern Ireland Prison Population in 2005 C O'Loan & K Amelin	<i>June 2006</i>
3/2006	Reconviction in Northern Ireland: Results from the 2002 cohort S McMullan	<i>July 2006</i>
4/2006	Northern Ireland Statistics on the Operation of the Terrorism Act 2000: Annual Statistics 2005 D Lyness	<i>September 2006</i>
5/2006	Views on Organised Crime in Northern Ireland: Findings from the January 2006 Northern Ireland Omnibus Survey M Wilson	<i>September 2006</i>
7/2006	Juvenile reconviction in Northern Ireland 2002 M Decodts	<i>October 2006</i>
8/2006	Experience of drug misuse: Findings from the 2005 Northern Ireland Crime Survey S McMullan & D Ruddy	<i>November 2006</i>
9/2006	Perceptions of Crime: Findings from the 2005 Northern Ireland Crime Survey B French & Rob Freel	<i>December 2006</i>
6/2006	Public attitudes towards crime and recovery of assets by the Assets Recovery Agency in Northern Ireland: Findings from the January 2006 Northern Ireland Omnibus Survey M Wilson	<i>February 2007</i>
1/2007	Adult reconviction in Northern Ireland 2002 D Ruddy & S McMullan	<i>February 2007</i>
2/2007	Experience of Crime: Findings from the 2005 Northern Ireland Crime Survey B French & Rob Freel	<i>April 2007</i>
3/2007	Reconviction in Northern Ireland: Results from the 2003 cohort D Ruddy	<i>April 2007</i>
4/2007	The Northern Ireland Prison Population in 2006 C O'Loan & K Amelin	<i>June 2007</i>
5/2007	Experience of Domestic Violence: Findings from the 2003/04 Northern Ireland Crime Survey M Carmichael	<i>March 2005</i>
6/2007	Public attitudes towards sex offenders in Northern Ireland Anne-Marie Mc Alinden & Research & Evaluation Services	<i>July 2007</i>

7/2007	Views on Organised Crime in Northern Ireland: Findings from the January 2007 Northern Ireland Omnibus Survey M Wilson	<i>September 2007</i>
8/2007	Adult reconviction in Northern Ireland 2003 D Ruddy	<i>September 2007</i>
9/2007	Experience of drug misuse: Findings from the 2006/07 Northern Ireland Crime Survey D Ruddy & A Brown	<i>December 2007</i>
10/2007	Public attitudes towards crime and recovery of assets by the Assets Recovery Agency: Findings from the January 2007 Northern Ireland Omnibus Survey M Wilson	<i>December 2007</i>
1/2008	Experience of Crime: Findings from the 2006/07 Northern Ireland Crime Survey R Freel & B French	<i>January 2008</i>
2/2008	Reconviction in Northern Ireland: Results from the 2004 cohort A Brown & D Ruddy	<i>January 2008</i>
3/2008	Court Prosecutions and Sentencing 2005 P Campbell & M Wilson	<i>February 2008</i>
4/2008	Northern Ireland Statistics on the Operation of the Terrorism Act 2000: Annual Statistics 2006 C O'Loan & M McKibbin	<i>February 2008</i>
5/2008	Perceptions of Crime: Findings from the 2006/07 Northern Ireland Crime Survey B French & Rob Freel	<i>April 2008</i>
6/2008	Adult reconviction in Northern Ireland 2004 D Ruddy & A Brown	<i>April 2008</i>
7/2008	Northern Ireland Youth Re-offending: Results from the 2005 cohort D Lyness	<i>May 2008</i>
8/2008	Reconviction in Northern Ireland: Results from the 2005 cohort A Brown & D Ruddy	<i>June 2008</i>
9/2008	The Northern Ireland Prison Population in 2007 C O'Loan & M McKibbin	<i>June 2008</i>
10/2008	Experience of Domestic Violence: Findings from the 2006/07 Northern Ireland Crime Survey M Carmichael	<i>October 2008</i>
11/2008	Court Prosecutions and Sentencing 2006 M Wilson & P Campbell	<i>September 2008</i>
12/2008	Court Prosecutions and Sentencing for 10 to 17 year olds 2006 M Wilson & P Campbell	<i>September 2008</i>
13/2008	Views on Organised Crime: Findings from the January 2008 Northern Ireland Omnibus Survey M Wilson	<i>December 2008</i>

14/2008	Public attitudes towards crime and recovery of assets by the Assets Recovery Agency: Findings from the January 2008 Northern Ireland Omnibus Survey M Wilson	<i>December 2008</i>
15/2008	Confidence in Policing and the Criminal Justice System: Findings from the 2007/08 Northern Ireland Crime Survey B French	<i>December 2008</i>
16/2008	Experience of Domestic Violence: Findings from the 2007/08 Northern Ireland Crime Survey	<i>December 2008</i>
17/2008	Perceptions of Crime: Findings from the 2007/08 Northern Ireland Crime Survey D Quigley and R Freel	<i>December 2008</i>
1/2009	Experience of Crime: Findings from the 2007/08 Northern Ireland Crime Survey R Freel, D Quigley and S Toner	<i>February 2009</i>
2/2009	Experience of Drug Misuse: Findings from the 2007/08 Northern Ireland Crime Survey P Campbell and M Wilson	<i>May 2009</i>
3/2009	Views on Organised Crime in Northern Ireland: Findings from the January 2009 Omnibus Survey M Wilson	<i>May 2009</i>
4/2009	Northern Ireland Youth Re-offending: Results from the 2006 Cohort S Tate and C O'Loan	<i>May 2009</i>
5/2009	The Northern Ireland Prison Population in 2008 C O'Loan and M McKibbin	<i>June 2009</i>
6/2009	Northern Ireland Statistics on the Operation of the Terrorism Act 2000: Annual Statistics 2007 C O'Loan and M McKibbin	<i>August 2009</i>
7/2009	Experience of Crime: Findings from the 2008/09 Northern Ireland Crime Survey S Toner and R Freel	<i>November 2009</i>
8/2009	Northern Ireland Victim and Witness Survey (NIVAWS) - Findings from Sweep 1 U Duffy and D Rodgers	<i>December 2009</i>
9/2009	Experience of Sexual Violence and Abuse: Findings from the 2008/09 Northern Ireland Crime Survey B French and R Freel	<i>November 2009</i>
10/2009	Northern Ireland Statistics on the Operation of the Terrorism Act 2000: Annual Statistics 2008 C O'Loan and M McKibbin	<i>December 2009</i>
1/2010	Perceptions of Crime Findings from the 2008/09 Northern Ireland Crime Survey D Quigley and R Freel	<i>February 2010</i>

Compendia Publications

Gender and the Northern Ireland Criminal Justice System	<i>March 2002</i>
A Commentary on Northern Ireland Crime Statistics 2001	<i>March 2003</i>
Age and the Northern Ireland Criminal Justice System	<i>April 2003</i>
Digest of Information on the Northern Ireland Criminal Justice System 4	<i>March 2004</i>
A Commentary on Northern Ireland Crime Statistics 2003	<i>June 2004</i>
A Commentary on Northern Ireland Crime Statistics 2004	<i>August 2004</i>
Digest of Information on the Northern Ireland Criminal Justice System 5	<i>June 2006</i>
Digest of Information on the Northern Ireland Criminal Justice System 6	<i>June 2008</i>
Digest of Information on the Northern Ireland Criminal Justice System 7	<i>October 2008</i>
Digest of Information on the Northern Ireland Criminal Justice System 8	<i>April 2009</i>
Digest of Information on the Northern Ireland Criminal Justice System 9	<i>October 2009</i>

Other

NIO Research and Statistics Strategy and Programme 2002/03 - 2004/05	<i>December 2002</i>
The use of proxy measures of religion (and other Section 75 categories) in relation to the Northern Ireland Criminal Justice System	<i>March 2004</i>

Northern Ireland Office

Criminal Justice Directorate
Statistics and Research Branch
Massey House
Stoney Road
Belfast
BT4 3SX

Email: statistics.nio@nics.gov.uk

Telephone: 028 9052 7157

Facsimile: 028 9052 7532

www.nio.gov.uk

